



Invesco Asian Focus Equity Fund

A-Acc Shares

31 August 2017

This marketing document is exclusively for use by Qualified Investors in Switzerland and Professional Clients in Continental European countries as defined in the important information section. This document is not for consumer use, please do not redistribute. This document may also be used by financial intermediaries in the United States as defined in the important information section.

Summary of fund objective

The Fund aims to achieve long term capital growth by investing in a concentrated portfolio of equity or equity related instruments of companies with exposure to Asian countries. At least 70% of the total assets of the Fund shall be invested in equity and equity related securities issued by (i) companies and other entities with their registered office in an Asian country, or (ii) companies and other entities with their registered office outside of Asia but carrying out their business activities predominantly in one or more Asian countries or (iii) holding companies, the interests of which are predominantly invested in companies with their registered office in an Asian country. For the full objectives and investment policy please consult the current prospectus.

Key facts



Ian Hargreaves
Henley -on- Thames
Managed fund since
June 2012

Share class launch

27 June 2012

Original fund launch

27 June 2012

Legal status

Luxembourg SICAV with UCITS status

Share class currency

USD

Share class type

Accumulation

Fund size

USD 11.00 mn

Reference index

MSCI AC Asia ex Japan Index-ND

Bloomberg code

IAFEAAU LX

ISIN code

LU0794789114

Settlement date

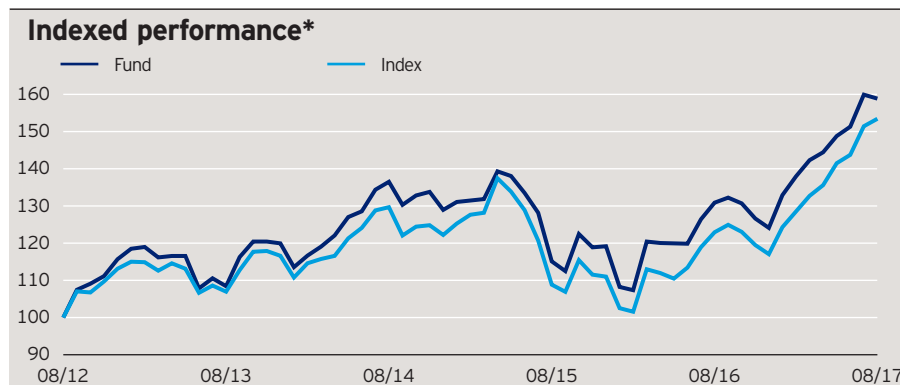
Trade Date + 3 Days

Morningstar Rating™

★★★★

Quarterly fund commentary

Asian equity markets ended the quarter higher with Korea, China and Taiwan being the notable outperformers, while India lagged. This rally was driven by positive upgrades to corporate earnings forecasts. In China, there are concerns about overall liquidity in the region but the economy has proven to be resilient so far. Korea's equity market edged towards an all-time high, buoyed by expectations of improvements in corporate governance, while Taiwan's market benefited from positive momentum for the Apple supply chain companies. The fund is a concentrated portfolio, with a focus on investing in companies whose share prices are substantially below our estimate of fair value. A high weighting in Chinese internet companies reflects our belief that the market has been too sceptical on their ability to maintain strong growth. Elsewhere, we have significant exposure to South Korea, where we believe that improvements in corporate governance and dividend payouts are generally being ignored. We introduced a holding in an Indian pharmaceutical company, with a large share of its business in the US. This company has a diverse product offering and successful track record in getting product approval. In our opinion, it is well positioned to achieve low to double digit sales and earnings growth. Elsewhere, we added a Chinese oil company, as we believe the management's focus on profitability is not reflected in the share price.



The performance period shown here starts on the last day of the first indicated month and ends on the last day of the last indicated month.

Cumulative performance*

in %	YTD	1 month	1 year	3 years	5 years
Fund	28.00	-0.67	21.38	16.38	58.86
Index	31.10	1.33	24.83	18.33	53.44
Quartile ranking	3	4	3	2	1
Absolute ranking	96/159	154/159	94/159	66/133	27/110

Mstar GIF OS Sector: Asia ex Japan Equity

Calendar year performance*

in %	2012	2013	2014	2015	2016
Fund	-	3.68	7.51	-7.58	4.14
Index	-	3.07	4.80	-9.17	5.44

Standardised rolling 12 month performance**

in %	30.06.12	30.06.13	30.06.14	30.06.15	30.06.16
Fund	10.74	19.21	3.84	-10.22	26.25

The standardised past performance information is updated on a quarterly basis. Should you require up-to-date past performance information this is available on our website www.invescoeuropa.com or by contacting us.

Past performance is not a guide to future returns. The performance shown does not take account of the commissions and costs incurred on the issue and redemption of units.

*Source: © 2017 Morningstar. Indexed performance: Performance of an investment of 100 in share class currency. Gross income re-invested to 31 August 2017 unless otherwise stated. The figures do not reflect the entry charge payable by individual investors. **Gross income re-invested to 30 June 2017. All performance data on this factsheet is in the currency of the share class. Reference Index Source: Factset. **There is currently a discretionary cap of operating expenses at a maximum of 0.20% in place. This figure forms part of the ongoing charge and may positively impact the performance of the Share Class.**

Invesco Asian Focus Equity Fund

A-Acc Shares

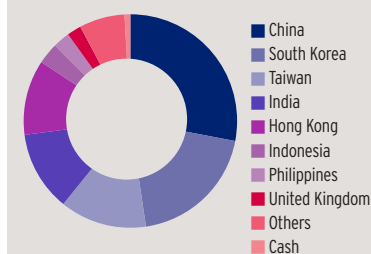
31 August 2017

Issuers and active weights*

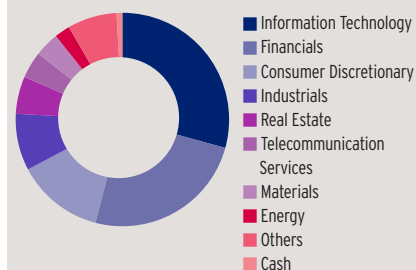
(total holdings: 45)

Top 10 issuers	%	Top 10 positive	+	Top 10 negative	-
Samsung Electronics Co Ltd	6.7	HDFC Bank Ltd	4.5	Alibaba Group Holding Ltd	4.5
HDFC Bank Ltd	4.5	Baidu Inc	2.9	Tencent Holdings Ltd	3.1
Baidu Inc	4.3	NetEase Inc	2.8	China Construction Bank Corp	1.7
NetEase Inc	3.3	Filinvest Land Inc	2.6	Housing Development Finance Corp Ltd	1.0
AIA Group Ltd	3.3	Hyundai Motor Co	2.5	Bank of China Ltd	1.0
Taiwan Semiconductor Manufacturing Co Ltd	3.2	Qingdao Port International Co Ltd	2.4	Ping An Insurance Group Co of China Ltd	1.0
Hyundai Motor Co	3.1	Minth Group Ltd	2.3	Taiwan Semiconductor Manufacturing Co Ltd	0.9
CK Hutchison Holdings Ltd	2.7	Chroma ATE Inc	2.3	SK Hynix Inc	0.8
JD.com Inc	2.7	China Meidong Auto Holdings Ltd	2.2	Reliance Industries Ltd	0.7
Filinvest Land Inc	2.6	Aurobindo Pharma Ltd	2.2	Hong Kong Exchanges & Clearing Ltd	0.7

Geographical weightings of the fund in %*



Sector weightings of the fund in %*



Geographical weightings*

in %	Fund	Index
China	28.0	33.8
South Korea	19.7	17.0
Taiwan	13.2	13.8
India	12.1	10.1
Hong Kong	11.4	11.5
Indonesia	3.2	2.7
Philippines	2.6	1.3
United Kingdom	2.2	0.0
Others	6.9	9.7
Cash	0.9	0.0

Sector weightings*

in %	Fund	Index
Information Technology	29.3	31.2
Financials	24.8	23.5
Consumer Discretionary	13.2	9.1
Industrials	8.6	7.2
Real Estate	5.7	6.1
Telecommunication Services	4.1	4.6
Materials	3.7	4.7
Energy	2.3	4.2
Others	7.5	9.5
Cash	0.9	0.0

Financial characteristics*

Average weighted market capitalisation	USD 72.21 bn
Median market capitalisation	USD 10.48 bn

3 year characteristics**

Alpha	-0.38
Beta	0.98
Correlation	0.97
Information ratio	-0.15
Sharpe ratio	0.31
Tracking error in %	3.78
Volatility in %	15.50

For detailed information about the 3 year characteristics please see <http://www.invescoeuropa.com/CE/Glossary.pdf>.

NAV and fees

Current NAV

USD 16.41

12 month price high

USD 16.63 (02/08/2017)

12 month price low

USD 12.70 (23/12/2016)

Minimum investment ¹

USD 1,500

Entry charge

Up to 5.00%

Annual management fee

1.5%

Ongoing charges

2.15% (31/08/2016)

Invesco Asian Focus Equity Fund

A-Acc Shares

31 August 2017

Risk Warnings

The value of investments and any income will fluctuate (this may partly be the result of exchange rate fluctuations) and investors may not get back the full amount invested. As a large portion of the fund is invested in less developed countries, you should be prepared to accept significantly large fluctuations of the value of the fund. The fund invests in a limited number of holdings and is less diversified, and therefore this may result in large fluctuations of the value of the fund. The risks described herein are the fund specific material risks. For more information please consult the current fund and share class specific Key Investor Information Document (KIID) and for a complete set of risks the current prospectus.

Important Information

¹The minimum investment amounts are: USD 1,500 / EUR 1,000 / GBP 1,000 / CHF 1,500 / SEK 10,000. Please contact us or refer to the most up to date Prospectus for details of minimum investment amounts in other currencies.

This share class may not be registered in all countries and dissemination is subject to prior verification of registration status.

This marketing document is exclusively for use by Professional Clients and Financial Advisers in Continental Europe and Qualified Investors in Switzerland. This document is not for consumer use, please do not redistribute. For the purpose of the distribution of this document Continental Europe is defined as Austria, Belgium, Switzerland, Germany, Spain, Finland, France, Italy, Luxembourg, Netherlands, Norway, Sweden. Data as at 31 August 2017, unless otherwise stated. This marketing document is not subject to regulatory requirements that ensure impartiality of investment recommendations and investment strategy recommendations. Therefore, the prohibition of trading before the release of investment recommendations and investment strategy recommendations does not apply.

Past performance is not a guide to future returns. Where individuals or the business have expressed opinions, they are based on current market conditions, they may differ from those of other investment professionals and are subject to change without notice and are not to be construed as investment advice. If investors are unsure if this product is suitable for them, they should seek advice from a financial adviser. The distribution and the offering of the fund or its share classes in certain jurisdictions may be restricted by law. Persons into whose possession this document may come are required to inform themselves about and to comply with any relevant restrictions. This does not constitute an offer or solicitation by anyone in any jurisdiction in which such an offer is not authorised or to any person to whom it is unlawful to make such an offer or solicitation. Persons interested in acquiring the fund should inform themselves as to (i) the legal requirements in the countries of their nationality, residence, ordinary residence or domicile; (ii) any foreign exchange controls and (iii) any relevant tax consequences. As with all investments, there are associated risks. This document is by way of information only. Asset management services are provided by Invesco in accordance with appropriate local legislation and regulations where applicable. The fund is available only in jurisdictions where its promotion and sale is permitted. Forecasts are not reliable indicators of future performance. The forecasts and market outlook presented in this material reflect subjective judgments and assumptions of the investment manager or its delegate and unexpected events may occur. There can be no assurance that developments will transpire as forecasted in this presentation. This document is marketing material and is not intended as a recommendation to invest in any particular asset class, security or strategy. Regulatory requirements that require impartiality of investment/investment strategy recommendations are therefore not applicable nor are any prohibitions to trade before publication. The information provided is for illustrative purposes only, it should not be relied upon as recommendations to buy or sell securities. The ongoing charges figure is based on annualised expenses for the period ending 31/08/2016. This figure may vary from year to year. It excludes portfolio transaction costs except in the case of an entry or exit charge paid by the Fund when buying or selling shares/units in another fund. Please refer to the most up to date relevant fund and share class-specific Key Investor Information Document for more information on our funds. Further information on our products is available in English using the contact details shown. Subscriptions of shares are only accepted on the basis of the most up to date legal offering documents. The legal offering documents (fund & share class specific Key Investor Information Document, prospectus, annual and semi-annual reports, articles and trustee deed) are available free of charge with your local Invesco representative or on our website www.invescoeurope.com.

© 2017 Morningstar. All rights reserved. The information contained herein: (1) is proprietary to Morningstar and/or its content providers; (2) may not be copied or distributed; and (3) is not warranted to be accurate, complete or timely. Neither Morningstar nor its content providers are responsible for any damages or losses arising from any use of this information.

Additional information for Germany, Austria and Switzerland: This document is issued in Germany by Invesco Asset Management Deutschland GmbH. This document is issued in Austria by Invesco Asset Management Österreich - Zweigniederlassung der Invesco Asset Management Deutschland GmbH and in Switzerland by Invesco Asset Management (Schweiz) AG. The legal offering documents are available free of charge from the issuer of this document: Invesco Asset Management Deutschland GmbH, An der Welle 5, D - 60322 Frankfurt am Main; Invesco Asset Management Österreich - Zweigniederlassung der Invesco Asset Management Deutschland GmbH, Rotenturmstrasse 16 - 18, 1010 Vienna as well as at Erste Bank der oesterreichischen Sparkassen AG, Graben 21, A-1010 Vienna acting as paying agent for funds registered for sale in Austria and Invesco Asset Management (Schweiz) AG, Talacker 34, CH-8001 Zürich, who acts as representative for the funds distributed in Switzerland. Paying agent for the funds distributed in Switzerland: BNP PARIBAS SECURITIES SERVICES, Paris, succursale de Zurich, Selnaustrasse 16; CH - 8002 Zürich. The fund is domiciled in Luxembourg.

Additional information for Financial Intermediaries in the United States: This document is intended for distribution to US financial intermediaries for informational purposes and in relation to their activities with offshore clients only. The Funds are not registered under any US securities law, and may not be offered or sold directly or indirectly in the US, its territories or possessions, nor to any US persons, citizens or residents. The Fund must not be marketed on US soil. This does not constitute a recommendation of any investment strategy or product for a particular investor. Investors should consult a financial professional before making any investment decisions. Issued in the US by Invesco Distributors, Inc., 11 Greenway Plaza, Suite 1000, Houston, Texas 77046, USA. Invesco Distributors, Inc. is the appointed US sub-distributor of the Invesco Funds, SICAV or Invesco Fund Series 1-6. All entities are indirect, wholly owned subsidiaries of Invesco Ltd.