



# Invesco Asian Bond Fund

## A (HKD)-MD Shares

30 September 2018

**This marketing document is exclusively for use by Qualified Investors in Switzerland and Professional Clients in Continental European countries as defined in the important information section. This document is not for consumer use, please do not redistribute. This document may also be used by financial intermediaries in the United States as defined in the important information section.**

### Summary of fund objective

The objective of the Fund is to generate income and long term capital appreciation by investing in Asian debt securities. The Fund will seek to achieve the investment objective by investing primarily in a portfolio of both investment grade and noninvestment grade debt securities (including unrated debt securities and convertibles). For the full objectives and investment policy please consult the current prospectus.

### Key facts



**Ken Hu**  
Hong Kong  
Managed fund since  
July 2015



**Chris Lau**  
Hong Kong  
Managed fund since  
July 2015



**Jackson Leung**  
Hong Kong  
Managed fund since  
July 2015

**Share class launch**  
15 December 2011

**Original fund launch**  
15 December 2011

**Legal status**  
Luxembourg SICAV with UCITS status

**Share class currency**  
HKD

**Share class type**  
Income

**Fund size**  
USD 290.92 mn

**Reference index**  
Markit iBoxx ALBI

**Bloomberg code**  
INABAIH LX

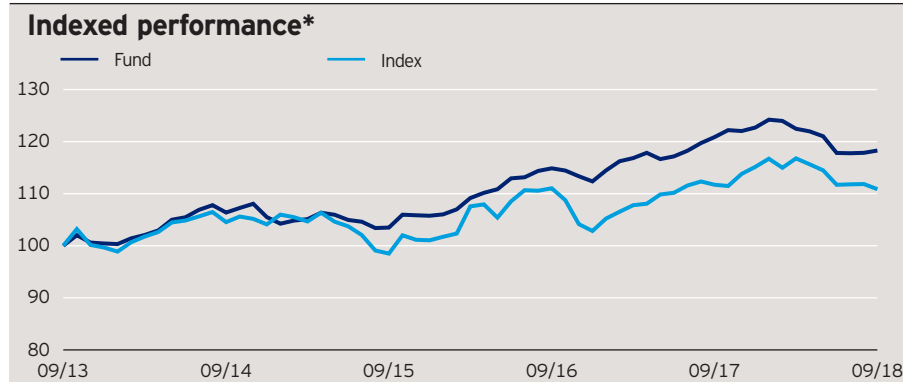
**ISIN code**  
LU0717748130

**Settlement date**  
Trade Date + 3 Days

**Morningstar Rating™**  
★★★

### Quarterly fund commentary

Since mid-July 2018, the Chinese authorities have been implementing a series of supportive monetary, fiscal and administration policies to boost economic growth so as to mitigate negative impacts from US-China trade war. In particular, the Chinese central bank has been injecting liquidity to the banking system, being constructive to Chinese corporate bonds. Hence, the Fund will continue to keep overweight in Chinese corporate bonds relative to the reference index. The Fund has also overweighted in Mongolia as this country benefits from increasing foreign direct investments from both China and the U.S. Fitch upgraded its sovereign credit rating in July 2018. Our interest rate hedging strategy has been reducing interest rate risk to the fund when the US Federal Reserve ('Fed') continued to hike interest rates and the inflationary pressures intensified. We endeavor to keep the fund's duration (sensitivity to interest rate) around 0.5 years for most of the time, compared to the Reference Index's duration of over 6 years. We will continue to keep the fund fully exposed to the US dollar, avoiding Asian currencies. As the Asian currencies may continue to weaken against the US dollar, the Fund will focus on the bond issuers which are not subject to big currency risk due to strong US dollar.



The performance period shown here starts on the last day of the first indicated month and ends on the last day of the last indicated month.

### Cumulative performance\*

in %	YTD	1 month	1 year	3 years	5 years
Fund	-3.60	0.37	-2.14	14.29	18.29
Index	-3.72	-0.88	-0.76	12.55	10.86

### Calendar year performance\*

in %	2013	2014	2015	2016	2017
Fund	-4.29	5.05	0.25	6.24	9.20
Index	-6.48	4.45	-2.94	1.78	11.97

### Standardised rolling 12 month performance\*

in %	30.09.13	30.09.14	30.09.15	30.09.16	30.09.17
Fund	6.38	-2.71	10.99	5.22	-2.14
Index	4.54	-5.77	12.73	0.61	-0.76

Past performance is not a guide to future returns. The performance shown does not take account of the commissions and costs incurred on the issue and redemption of units.

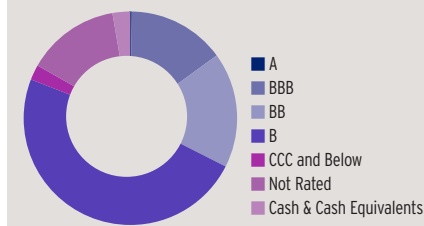
\*Source: © 2018 Morningstar. Indexed performance: Performance of an investment of 100 in share class currency. Gross income re-invested to 30 September 2018 unless otherwise stated. The figures do not reflect the entry charge payable by individual investors. All performance data on this factsheet is in the currency of the share class. Reference Index Source: Factset. The index performance shown is for the HSBC Asian Local Bond Index (ALBI) up to 31 December 2012, and for the Markit iBoxx ALBI thereafter.

# Invesco Asian Bond Fund

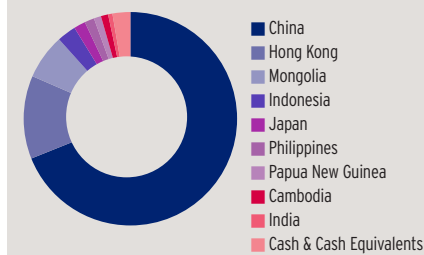
## A (HKD)-MD Shares

30 September 2018

### Credit ratings of the fund in %\*



### Geographical weightings of the fund in %\*



### NAV and fees

#### Current NAV

HKD 95.08

#### 12 month price high

HKD 104.20 (29/01/2018)

#### 12 month price low

HKD 93.52 (19/07/2018)

#### Minimum investment <sup>1</sup>

HKD 10,000

#### Entry charge

Up to 5.00%

#### Annual management fee

1.0%

#### Ongoing charges

1.17% (31/08/2017)

### Credit ratings\*

(average rating: B+)

	in %
A	0.2
BBB	14.8
BB	17.5
B	48.5
CCC and Below	2.3
Not Rated	14.1
Cash & Cash Equivalents	2.7

### Duration distribution\*

(average duration: 0.6)

	in %
0-1 year	19.8
1-3 years	52.4
3-5 years	25.2
5-7 years	1.3
7-10 years	1.3
10-15 years	0.0
15+ years	0.0

### Sector weightings\*

	in %
Government Related	15.3
Corporate Bonds	82.0
Industrial	51.8
Financial	24.6
Utility	5.7
Cash & Cash Equivalents	2.7

### Yield %\*

Gross Current Yield	7.05
Gross Redemption Yield	10.85

### Geographical weightings\*

	in %
China	69.0
Hong Kong	12.6
Mongolia	6.8
Indonesia	2.9
Japan	1.8
Philippines	1.5
Papua New Guinea	1.1
Cambodia	1.1
India	0.7
Cash & Cash Equivalents	2.7

### Maturity distribution\*

	in %
0-1 year	17.7
1-3 years	51.6
3-5 years	25.8
5-10 years	2.4
10-20 years	1.1
20+ years	1.3

### Currency exposure\*

	in %
USD	100.0

# Invesco Asian Bond Fund

## A (HKD)-MD Shares

30 September 2018

---

### Risk Warnings

The value of investments and any income will fluctuate (this may partly be the result of exchange rate fluctuations) and investors may not get back the full amount invested. Debt instruments are exposed to credit risk which is the ability of the borrower to repay the interest and capital on the redemption date. Changes in interest rates will result in fluctuations in the value of the fund. As a large portion of the fund is invested in less developed countries, you should be prepared to accept significantly large fluctuations in the value of the fund. The fund may invest in contingent convertible bonds which may result in significant risk of capital loss based on certain trigger events. Investments in debt instruments which are of lower credit quality may result in large fluctuations in the value of the fund.

---

### Important Information

<sup>1</sup>The minimum investment amounts are: USD 1,500 / EUR 1,000 / GBP 1,000 / CHF 1,500 / SEK 10,000. Please contact us or refer to the most up to date Prospectus for details of minimum investment amounts in other currencies.

**This marketing document is exclusively for use by Professional Clients and Financial Advisers in Continental Europe and Qualified Investors in Switzerland. This document is not for consumer use, please do not redistribute. For the purpose of the distribution of this document Continental Europe is defined as Switzerland, France, Luxembourg, Netherlands. Data as at 30 September 2018, unless otherwise stated. This document is marketing material and is not intended as a recommendation to invest in any particular asset class, security or strategy. Regulatory requirements that require impartiality of investment/investment strategy recommendations are therefore not applicable nor are any prohibitions to trade before publication. The information provided is for illustrative purposes only, it should not be relied upon as recommendations to buy or sell securities. By accepting this document, you consent to communicate with us in English, unless you inform us otherwise.**

Previous Benchmark: HSBC Asian Local Bond Index (ALBI) up to 29 April 2016. Past performance is not a guide to future returns. Where individuals or the business have expressed opinions, they are based on current market conditions, they may differ from those of other investment professionals and are subject to change without notice and are not to be construed as investment advice. This marketing document is not an invitation to subscribe for shares in the fund and is by way of information only, it should not be considered financial advice. This does not constitute an offer or solicitation by anyone in any jurisdiction in which such an offer is not authorised or to any person to whom it is unlawful to make such an offer or solicitation. Persons interested in acquiring the fund should inform themselves as to (i) the legal requirements in the countries of their nationality, residence, ordinary residence or domicile; (ii) any foreign exchange controls and (iii) any relevant tax consequences. As with all investments, there are associated risks. This document is by way of information only. Asset management services are provided by Invesco in accordance with appropriate local legislation and regulations. The fund is available only in jurisdictions where its promotion and sale is permitted. Not all share classes of this fund may be available for public sale in all jurisdictions and not all share classes are the same nor do they necessarily suit every investor. Fee structure and minimum investment levels may vary dependent on share class chosen. Please check the most recent version of the fund prospectus in relation to the criteria for the individual share classes and contact your local Invesco office for full details of the fund registration status in your jurisdiction. Forecasts are not reliable indicators of future performance. The ongoing charges figure is based on annualised expenses for the period ending 31/08/2017. This figure may vary from year to year. It excludes portfolio transaction costs except in the case of an entry or exit charge paid by the Fund when buying or selling shares/units in another fund. For more information on our funds, please refer to the most up to date relevant fund and share class-specific Key Investor Information Documents, the latest Annual or Interim Reports and the latest Prospectus, and constituent documents. This information is available using the contact details of the issuer and is without charge. Further information on our products is available using the contact details shown. The yields shown are expressed as a % per annum of the current NAV of the fund. They are an estimate for the next 12 months, assuming that the fund's portfolio remains unchanged and there are no defaults or deferrals of coupon payments or capital repayments. Cash income is estimated coupons from bonds. The gross current yield is an indication of the expected cash income over the next 12 months. The estimated gross redemption yield is a longer-term picture indicating expected annual total return. This means that in addition to expected cash income, it includes the amortised annual value of unrealised capital gains or losses of bond holdings currently held by the fund, calculated with reference to their current market price and expected redemption value made upon maturity of the bonds. Neither of the yields is guaranteed. Nor do they reflect the fund charges or the entry charge of the fund. Investors may be subject to tax on distributions. Subscriptions of shares are only accepted on the basis of the most up to date legal offering documents. The legal offering documents (fund & share class specific Key Investor Information Document, prospectus, annual and semi-annual reports, articles and trustee deed) are available free of charge with your local Invesco representative or on our website [www.invescoeurope.com](http://www.invescoeurope.com).

© 2018 Morningstar. All rights reserved. The information contained herein: (1) is proprietary to Morningstar and/or its content providers; (2) may not be copied or distributed; and (3) is not warranted to be accurate, complete or timely. Neither Morningstar nor its content providers are responsible for any damages or losses arising from any use of this information.

**Additional information for Financial Intermediaries in the United States:** This document is intended for distribution to US financial intermediaries for informational purposes and in relation to their activities with offshore clients only. The Funds are not registered under any US securities law, and may not be offered or sold directly or indirectly in the US, its territories or possessions, nor to any US persons, citizens or residents. The Fund must not be marketed on US soil. This does not constitute a recommendation of any investment strategy or product for a particular investor. Investors should consult a financial professional before making any investment decisions. Issued in the US by Invesco Distributors, Inc., 11 Greenway Plaza, Suite 1000, Houston, Texas 77046, USA. Invesco Distributors, Inc. is the appointed US sub-distributor of the Invesco Funds, SICAV or Invesco Fund Series 1-6. All entities are indirect, wholly owned subsidiaries of Invesco Ltd.

---

# Invesco Asian Bond Fund

## A (HKD)-MD Shares

30 September 2018

---

### Important Information

**Additional information for France:** Issued in France by Invesco Asset Management S.A., 16-18 rue de Londres, 75009 Paris, France.

**Additional information for Luxembourg:** Issued in Luxembourg by Invesco Asset Management SA, 16-18 rue de Londres, 75009 Paris, France.

**Additional information for Netherlands:** Issued in Netherlands by Invesco Asset Management S.A. Dutch Branch, Vinoly Building, Claude Debussylaan 26, 1082 MD Amsterdam, The Netherlands, [www.invesco.nl](http://www.invesco.nl).

**Additional information for Switzerland:** Issued in Switzerland by Invesco Asset Management (Schweiz) AG, Talacker 34, CH-8001 Zurich, who acts as representative for the funds distributed in Switzerland. Paying agent for the funds distributed in Switzerland: BNP PARIBAS SECURITIES SERVICES, Paris, succursale de Zurich, Selnaustrasse 16, CH-8002 Zurich. The legal offering documents are available free of charge at our website and local language from the issuer of this document. The fund is domiciled in Luxembourg.