



Invesco Asian Bond Fund

A (EUR)-AD Shares

31 October 2017

This marketing document is exclusively for use by Qualified Investors in Switzerland and Professional Clients in Continental European countries as defined in the important information section. This document is not for consumer use, please do not redistribute. This document may also be used by financial intermediaries in the United States as defined in the important information section.

Summary of fund objective

The objective of the Fund is to generate income and long term capital appreciation by investing in Asian debt securities. The Fund will seek to achieve the investment objective by investing primarily in a portfolio of both investment grade and noninvestment grade debt securities (including unrated debt securities and convertibles). For the full objectives and investment policy please consult the current prospectus.

Key facts



Ken Hu
Hong Kong
Managed fund since
July 2015



Chris Lau
Hong Kong
Managed fund since
July 2015



Jackson Leung
Hong Kong
Managed fund since
July 2015

Share class launch
27 June 2012

Original fund launch
15 December 2011

Legal status
Luxembourg SICAV with UCITS status

Share class currency
EUR

Share class type
Income

Fund size
USD 389.73 mn

Reference index
Markit iBoxx ALBI

Bloomberg code
INABADE LX

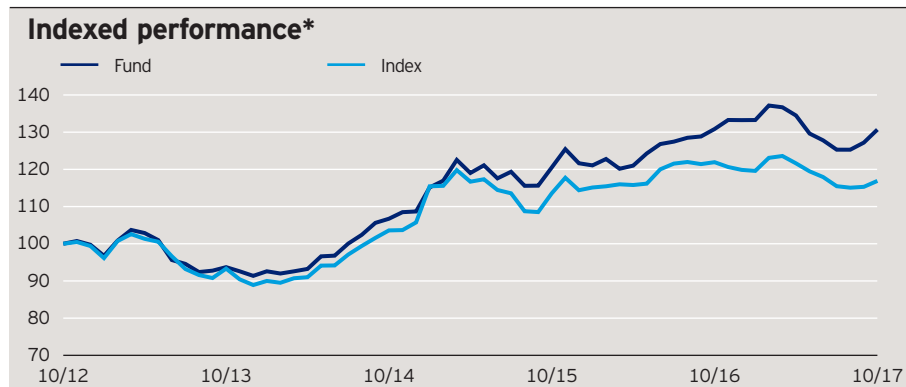
ISIN code
LU0794790807

Settlement date
Trade Date + 3 Days

Morningstar Rating™
★★★

Quarterly fund commentary

Our investment strategy continues to work well despite negative market developments like the US Federal Reserve ('Fed') reducing its intervention to support the economy, escalating geopolitical tensions in the Korean Peninsula and changes to housing policy in China. We have reduced the fund's duration (sensitivity to interest rates) to prepare for further interest rate hikes by the Fed. We have been avoiding exposure to Asian currencies, keeping the fund fully exposed to the US dollar. We continue to maintain zero exposure to Korea. The momentum towards economic reform in three big Asian countries, China, India and Indonesia is strong. Across Asia, most countries have been recording robust economic growth. As we feel Asian high yield bonds (rated below BBB/Baa) are a good and improving credit risk (the risk of non-repayment, which we feel is diminishing), and their default rates have stayed at low levels, the fund has been increasing Asian high yield bond exposure with the aim of increasing the fund's yield.



The performance period shown here starts on the last day of the first indicated month and ends on the last day of the last indicated month.

Cumulative performance*

| in % | YTD | 1 month | 1 year | 3 years | 5 years |
|-------|-------|---------|--------|---------|---------|
| Fund | -1.91 | 2.76 | -0.11 | 22.46 | 30.70 |
| Index | -2.47 | 1.38 | -4.13 | 12.85 | 16.90 |

Calendar year performance*

| in % | 2012 | 2013 | 2014 | 2015 | 2016 |
|-------|------|--------|-------|-------|------|
| Fund | - | -8.39 | 18.95 | 11.93 | 9.53 |
| Index | - | -10.56 | 18.93 | 8.19 | 4.78 |

Standardised rolling 12 month performance**

| in % | 30.09.12 | 30.09.13 | 30.09.14 | 30.09.15 | 30.09.16 |
|------|----------|----------|----------|----------|----------|
| Fund | -6.35 | 13.85 | 9.47 | 11.44 | -1.28 |

The standardised past performance information is updated on a quarterly basis. Should you require up-to-date past performance information this is available on our website www.invescoeurope.com or by contacting us.

Past performance is not a guide to future returns. The performance shown does not take account of the commissions and costs incurred on the issue and redemption of units.

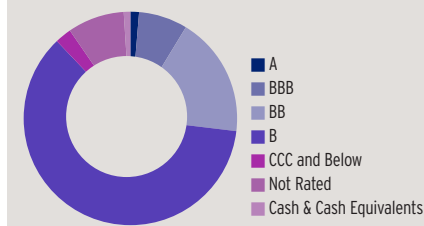
*Source: © 2017 Morningstar. Indexed performance: Performance of an investment of 100 in share class currency. Gross income re-invested to 31 October 2017 unless otherwise stated. The figures do not reflect the entry charge payable by individual investors. **Gross income re-invested to 30 September 2017. All performance data on this factsheet is in the currency of the share class. Reference Index Source: Factset. **The index performance shown is for the HSBC Asian Local Bond Index (ALBI) up to 31 December 2012, and for the Markit iBoxx ALBI thereafter.**

Invesco Asian Bond Fund

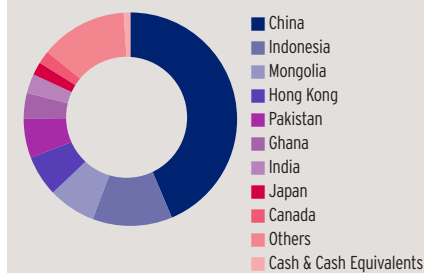
A (EUR)-AD Shares

31 October 2017

Credit ratings of the fund in %*



Geographical weightings of the fund in %*



NAV and fees

Current NAV
EUR 11.11

12 month price high
EUR 12.29 (22/02/2017)

12 month price low
EUR 10.46 (29/08/2017)

Minimum investment ¹
EUR 1,000

Entry charge
Up to 5.00%

Annual management fee
1.0%

Ongoing charges
1.20% (28/02/2017)

Credit ratings*

(average rating: B+)

| | in % |
|-------------------------|------|
| A | 1.3 |
| BBB | 7.4 |
| BB | 18.2 |
| B | 61.0 |
| CCC and Below | 2.5 |
| Not Rated | 8.6 |
| Cash & Cash Equivalents | 1.0 |

Duration distribution*

(average duration: 0.3)
in %

| | in % |
|-------------|------|
| 0-1 year | 3.7 |
| 1-3 years | 32.8 |
| 3-5 years | 34.8 |
| 5-7 years | 10.0 |
| 7-10 years | 14.1 |
| 10-15 years | 3.3 |
| 15+ years | 1.3 |

Sector weightings*

| | in % |
|------------------------------------|------|
| Government Related | 30.8 |
| Corporate Bonds | 68.2 |
| Industrial | 52.6 |
| Financial | 12.1 |
| Utility | 3.5 |
| Cash & Cash Equivalents | 1.0 |

Yield %*

| | |
|------------------------|------|
| Gross Current Yield | 6.30 |
| Gross Redemption Yield | 5.88 |

Geographical weightings*

| | in % |
|-------------------------|------|
| China | 43.7 |
| Indonesia | 12.1 |
| Mongolia | 7.2 |
| Hong Kong | 6.2 |
| Pakistan | 5.9 |
| Ghana | 3.9 |
| India | 2.9 |
| Japan | 2.0 |
| Canada | 2.0 |
| Others | 13.2 |
| Cash & Cash Equivalents | 1.0 |

Maturity distribution*

| | in % |
|-------------|------|
| 0-1 year | 4.8 |
| 1-3 years | 31.7 |
| 3-5 years | 22.4 |
| 5-10 years | 24.8 |
| 10-20 years | 6.8 |
| 20+ years | 9.5 |

Currency exposure*

| | in % |
|-----|-------|
| USD | 100.0 |

Invesco Asian Bond Fund

A (EUR)-AD Shares

31 October 2017

Risk Warnings

The value of investments and any income will fluctuate (this may partly be the result of exchange rate fluctuations) and investors may not get back the full amount invested. Debt instruments are exposed to credit risk which is the ability of the borrower to repay the interest and capital on the redemption date. Changes in interest rates will result in fluctuations in the value of the fund. As a large portion of the fund is invested in less developed countries, you should be prepared to accept significantly large fluctuations of the value of the fund. The fund may invest in contingent convertible bonds which may result in significant risk of capital loss based on certain trigger events. The fund may hold a large amount of debt instruments which are of lower credit quality and may result in large fluctuations in the value of the fund. The risks described herein are the fund specific material risks. For more information please consult the current fund and share class specific Key Investor Information Document (KIID) and for a complete set of risks the current prospectus.

Important Information

¹The minimum investment amounts are: USD 1,500 / EUR 1,000 / GBP 1,000 / CHF 1,500 / SEK 10,000. Please contact us or refer to the most up to date Prospectus for details of minimum investment amounts in other currencies.

This share class may not be registered in all countries and dissemination is subject to prior verification of registration status.

This marketing document is exclusively for use by Professional Clients and Financial Advisers in Continental Europe and Qualified Investors in Switzerland. This document is not for consumer use, please do not redistribute. For the purpose of the distribution of this document Continental Europe is defined as Austria, Belgium, Switzerland, Germany, Spain, Finland, France, Italy, Luxembourg, Netherlands. Data as at 31 October 2017, unless otherwise stated. This marketing document is not subject to regulatory requirements that ensure impartiality of investment recommendations and investment strategy recommendations. Therefore, the prohibition of trading before the release of investment recommendations and investment strategy recommendations does not apply.

Previous Benchmark: HSBC Asian Local Bond Index (ALBI) up to 29 April 2016. Past performance is not a guide to future returns. Where individuals or the business have expressed opinions, they are based on current market conditions, they may differ from those of other investment professionals and are subject to change without notice and are not to be construed as investment advice. If investors are unsure if this product is suitable for them, they should seek advice from a financial adviser. The distribution and the offering of the fund or its share classes in certain jurisdictions may be restricted by law. Persons into whose possession this document may come are required to inform themselves about and to comply with any relevant restrictions. This does not constitute an offer or solicitation by anyone in any jurisdiction in which such an offer is not authorised or to any person to whom it is unlawful to make such an offer or solicitation. Persons interested in acquiring the fund should inform themselves as to (i) the legal requirements in the countries of their nationality, residence, ordinary residence or domicile; (ii) any foreign exchange controls and (iii) any relevant tax consequences. As with all investments, there are associated risks. This document is by way of information only. Asset management services are provided by Invesco in accordance with appropriate local legislation and regulations where applicable. The fund is available only in jurisdictions where its promotion and sale is permitted. Forecasts are not reliable indicators of future performance. The forecasts and market outlook presented in this material reflect subjective judgments and assumptions of the investment manager or its delegate and unexpected events may occur. There can be no assurance that developments will transpire as forecasted in this presentation. This document is marketing material and is not intended as a recommendation to invest in any particular asset class, security or strategy. Regulatory requirements that require impartiality of investment/investment strategy recommendations are therefore not applicable nor are any prohibitions to trade before publication. The information provided is for illustrative purposes only, it should not be relied upon as recommendations to buy or sell securities. The ongoing charges figure is based on annualised expenses for the period ending 28/02/2017. This figure may vary from year to year. It excludes portfolio transaction costs except in the case of an entry or exit charge paid by the Fund when buying or selling shares/units in another fund. Please refer to the most up to date relevant fund and share class-specific Key Investor Information Document for more information on our funds. Further information on our products is available in English using the contact details shown. The yields shown are expressed as a % per annum of the current NAV of the fund. They are an estimate for the next 12 months, assuming that the fund's portfolio remains unchanged and there are no defaults or deferrals of coupon payments or capital repayments. Cash income is estimated coupons from bonds. The gross current yield is an indication of the expected cash income over the next 12 months. The estimated gross redemption yield is a longer-term picture indicating expected annual total return. This means that in addition to expected cash income, it includes the amortised annual value of unrealised capital gains or losses of bond holdings currently held by the fund, calculated with reference to their current market price and expected redemption value made upon maturity of the bonds. Neither of the yields is guaranteed. Nor do they reflect the fund charges or the entry charge of the fund. Investors may be subject to tax on distributions. Subscriptions of shares are only accepted on the basis of the most up to date legal offering documents. The legal offering documents (fund & share class specific Key Investor Information Document, prospectus, annual and semi-annual reports, articles and trustee deed) are available free of charge with your local Invesco representative or on our website www.invescoeuropa.com.

© 2017 Morningstar. All rights reserved. The information contained herein: (1) is proprietary to Morningstar and/or its content providers; (2) may not be copied or distributed; and (3) is not warranted to be accurate, complete or timely. Neither Morningstar nor its content providers are responsible for any damages or losses arising from any use of this information.

Additional information for Germany, Austria and Switzerland: This document is issued in Germany by Invesco Asset Management Deutschland GmbH. This document is issued in Austria by Invesco Asset Management Österreich - Zweigniederlassung der Invesco Asset Management Deutschland GmbH and in Switzerland by Invesco Asset Management (Schweiz) AG. The legal offering documents are available free of charge from the issuer of this document: Invesco Asset Management Deutschland GmbH, An der Welle 5, D - 60322 Frankfurt am Main; Invesco Asset Management Österreich - Zweigniederlassung der Invesco Asset Management Deutschland GmbH, Rotenturmstrasse 16 - 18, 1010 Vienna as well as at Erste Bank der österreichischen Sparkassen AG, Graben 21, A-1010 Vienna acting as paying agent for funds registered for sale in Austria and Invesco Asset Management (Schweiz) AG, Talacker 34, CH-8001 Zürich, who acts as representative for the funds distributed in Switzerland. Paying agent for the funds distributed in Switzerland: BNP PARIBAS SECURITIES SERVICES, Paris, succursale de Zurich, Selnastrasse 16; CH - 8002 Zürich. The fund is domiciled in Luxembourg.

Additional information for Financial Intermediaries in the United States: This document is intended for distribution to US financial intermediaries for informational purposes and in relation to their activities with offshore clients only. The Funds are not registered under any US securities law, and may not be offered or sold directly or indirectly in the US, its territories or possessions, nor to any US persons, citizens or residents. The Fund must not be marketed on US soil. This does not constitute a recommendation of any investment strategy or product for a particular investor. Investors should consult a financial professional before making any investment decisions. Issued in the US by Invesco Distributors, Inc., 11 Greenway Plaza, Suite 1000, Houston, Texas 77046, USA. Invesco Distributors, Inc. is the appointed US sub-distributor of the Invesco Funds, SICAV or Invesco Fund Series 1-6. All entities are indirect, wholly owned subsidiaries of Invesco -3- Ltd.