



# Invesco Asian Bond Fund

## A (EUR)-AD Shares

30 November 2016

**This marketing document is exclusively for use by Qualified Investors in Switzerland and Professional Clients in Continental European countries where this specific fund's share class is registered for sale. This document is not for consumer use, please do not redistribute. This document may also be used by financial intermediaries in the United States as defined on page 3 of this document.**

### Summary of fund objective

The objective of the Fund is to generate income and long term capital appreciation by investing in Asian debt securities. For the full objectives and investment policy please consult the current prospectus.

### Key facts



Ken Hu  
Hong Kong  
Managed fund since  
July 2015



Chris Lau  
Hong Kong  
Managed fund since  
July 2015



Jackson Leung  
Hong Kong  
Managed fund since  
July 2015

**Share class launch**  
27 June 2012

**Original fund launch**  
15 December 2011

**Legal status**  
Luxembourg SICAV with UCITS status

**Share class currency**  
EUR

**Share class type**  
Income

**Fund size**  
USD 262.95 mn

**Reference index**  
Markit iBoxx ALBI

**Bloomberg code**  
INABADE LX

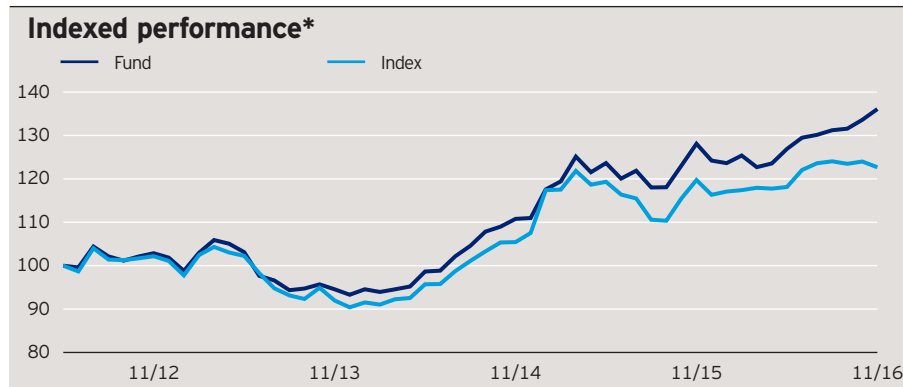
**ISIN code**  
LU0794790807

**Settlement date**  
Trade Date + 3 Days

**Morningstar Rating™**  
★★★

### Quarterly fund commentary

Under our "all-weather" investment style, we timely switched to a risk-on mode in July to capture market rally and subsequently switched back to a "risk-off" mode towards the end of August in light of the risks of rising US dollar LIBORs, negative headline news of a German bank and uncertainties of US presidential elections. To control volatility risk to the Fund, we increased cash position and added positions of credit risk free US government debt securities. We target to buy Asian USD bonds on price weaknesses in the third quarter. To save bid-ask spread transaction costs, we will focus on the primary market for new issues. As we expect most Asian currencies to continue their weakening trends against the US dollar, we will avoid Asian local currency exposures. We have turned to be more cautious on the Chinese property sector due to tightening housing policies. However, we will continue to overweight in China USD bonds. As their yields are higher than the domestic corporate bond yields, strong home-biased demand from Chinese investors should persist to support the China USD bond prices. We will look for opportunities to increase exposures to Indonesia and India in light of strong economic reform momentum of these two countries.



### Cumulative performance\*

in %	YTD	1 month	1 year	3 years	Since inception
Fund	9.56	1.85	6.25	43.93	36.09
Index	5.46	-1.06	2.45	33.39	22.68

### Calendar year performance\*

in %	2011	2012	2013	2014	2015
Fund	-	-	-8.39	18.95	11.93
Index	-	-	-10.56	18.93	8.19

### Standardised rolling 12 month performance\*\*

in %	30.09.11 30.09.12	30.09.12 30.09.13	30.09.13 30.09.14	30.09.14 30.09.15	30.09.15 30.09.16
Fund	-	-6.35	13.85	9.47	11.44

The standardised rolling 12 month performance information is updated on a quarterly basis beginning one year after the share class launch. As the share class was launched on 27 June 2012, data is not available for the complete period covered by the table. Should you require up-to-date past performance information this is available on our website [www.invescoeuropa.com](http://www.invescoeuropa.com) or by contacting us.

Past performance is not a guide to future returns. The performance shown does not take account of the commissions and costs incurred on the issue and redemption of units.

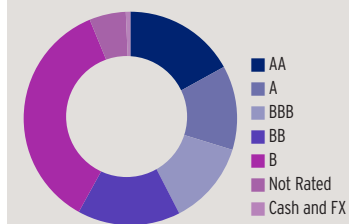
\*Source: © 2016 Morningstar. Mid to mid, gross income re-invested to 30 November 2016 unless otherwise stated. The figures do not reflect the entry charge payable by individual investors. \*\*Mid to mid, gross income re-invested to 30 September 2016. All performance data on this factsheet is in the currency of the share class. Reference Index Source: Factset. The index performance shown is for the HSBC Asian Local Bond Index (ALBI) up to 31 December 2012, and for the Markit iBoxx ALBI thereafter. There is currently a discretionary cap of operating expenses at a maximum of 0.05% in place. This figure forms part of the ongoing charge and may positively impact the performance of the Share Class.

# Invesco Asian Bond Fund

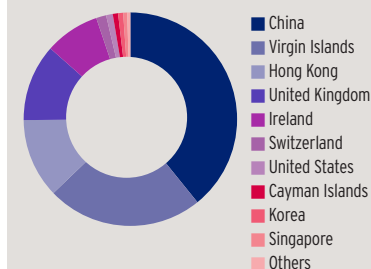
## A (EUR)-AD Shares

30 November 2016

### Credit ratings of the fund in %\*



### Geographical weightings of the fund in %\*



### NAV and fees

#### Current NAV

EUR 11.84

#### 12 month price high

EUR 11.93 (24/11/2016)

#### 12 month price low

EUR 10.59 (03/05/2016)

#### Minimum investment <sup>1</sup>

EUR 1,000

#### Entry charge

Up to 5.00%

#### Annual management fee

1.0%

#### Ongoing charges

1.23% (29/02/2016)

### Credit ratings\*

(average rating: BBB-)

	in %
AA	17.0
A	12.8
BBB	12.7
BB	15.6
B	35.8
Not Rated	5.5
Cash and FX	0.7

### Duration distribution\*

(average duration: 2.9)

	in %
Under 3 years	59.3
3-4 years	4.9
4-5 years	24.7
5-6 years	4.9
6+ years	6.2

### Sector weightings\*

	in %
Corporate	66.7
Sovereign	17.0
Quasi and Foreign Government	15.5
Securitised	0.1
Cash	0.7

### Yield %\*

Gross Current Yield	4.30
Gross Redemption Yield	4.32

### Geographical weightings\*

	in %
China	39.2
Virgin Islands	23.6
Hong Kong	12.0
United Kingdom	11.7
Ireland	8.3
Switzerland	1.5
United States	1.0
Cayman Islands	0.8
Korea	0.8
Singapore	0.6
Others	0.5

### Maturity distribution\*

	in %
0-3 years	60.1
3-7 years	33.7
7-10 years	5.9
10-15 years	0.0
15+ years	0.3

### Currency exposure\*

	%
US Dollar	100.0

# Invesco Asian Bond Fund

## A (EUR)-AD Shares

30 November 2016

### Risk Warnings

The value of investments and any income will fluctuate (this may partly be the result of exchange rate fluctuations) and investors may not get back the full amount invested. Debt instruments are exposed to credit risk which is the ability of the borrower to repay the interest and capital on the redemption date. Changes in interest rates will result in fluctuations in the value of the fund. As a large portion of the fund is invested in less developed countries, you should be prepared to accept significantly large fluctuations of the value of the fund. The risks described herein are the fund specific material risks. For more information please consult the current fund and share class specific Key Investor Information Document (KIID) and for a complete set of risks the current prospectus.

### Important Information

<sup>1</sup>The minimum investment amounts are: USD 1,500 / EUR 1,000 / GBP 1,000 / CHF 1,500 / SEK 10,000. Please contact us or refer to the most up to date Prospectus for details of minimum investment amounts in other currencies.

**This share class may not be registered in all countries and dissemination is subject to prior verification of registration status.**

**This marketing document is exclusively for use by Professional Clients and Financial Advisers in Continental Europe and Qualified Investors in Switzerland. This document is not for consumer use, please do not redistribute. Data as at 30 November 2016, unless otherwise stated. This marketing document is not subject to regulatory requirements that ensure impartiality of investment recommendations and investment strategy recommendations. Therefore, the prohibition of trading before the release of investment recommendations and investment strategy recommendations does not apply.**

Previous Benchmark: HSBC Asian Local Bond Index (ALBI) up to 29 April 2016. Past performance is not a guide to future returns. Where Invesco has expressed views and opinions, these may change. If investors are unsure if this product is suitable for them, they should seek advice from a financial adviser. The distribution and the offering of the fund or its share classes in certain jurisdictions may be restricted by law. Persons into whose possession this document may come are required to inform themselves about and to comply with any relevant restrictions. This does not constitute an offer or solicitation by anyone in any jurisdiction in which such an offer is not authorised or to any person to whom it is unlawful to make such an offer or solicitation. Persons interested in acquiring the fund should inform themselves as to (i) the legal requirements in the countries of their nationality, residence, ordinary residence or domicile; (ii) any foreign exchange controls and (iii) any relevant tax consequences. As with all investments, there are associated risks. This document is by way of information only. Asset management services are provided by Invesco in accordance with appropriate local legislation and regulations. The fund is available only in jurisdictions where its promotion and sale is permitted. Forecasts are not reliable indicators of future performance. The forecasts and market outlook presented in this material reflect subjective judgments and assumptions of the investment manager or its delegate and unexpected events may occur. There can be no assurance that developments will transpire as forecasted in this presentation. Where securities are mentioned in this document they do not necessarily represent a specific portfolio holding and do not constitute a recommendation to purchase, hold or sell. The ongoing charges figure is based on annualised expenses for the period ending 29/02/2016. This figure may vary from year to year. It excludes portfolio transaction costs except in the case of an entry or exit charge paid by the Fund when buying or selling shares/units in another fund. The yields shown are expressed as a % per annum of the current NAV of the fund. They are an estimate for the next 12 months, assuming that the fund's portfolio remains unchanged and there are no defaults or deferrals of coupon payments or capital repayments. Cash income is estimated coupons from bonds. The gross current yield is an indication of the expected cash income over the next 12 months. The estimated gross redemption yield is a longer-term picture indicating expected annual total return. This means that in addition to expected cash income, it includes the amortised annual value of unrealised capital gains or losses of bond holdings currently held by the fund, calculated with reference to their current market price and expected redemption value made upon maturity of the bonds. Neither of the yields is guaranteed. Nor do they reflect the fund charges or the entry charge of the fund. Investors may be subject to tax on distributions. Subscriptions of shares are only accepted on the basis of the most up to date legal offering documents. The legal offering documents (fund & share class specific Key Investor Information Document, prospectus, annual and semi-annual reports, articles and trustee deed) are available free of charge with your local Invesco representative or on our website [www.invescoeurope.com](http://www.invescoeurope.com).

© 2016 Morningstar. All rights reserved. The information contained herein: (1) is proprietary to Morningstar and/or its content providers; (2) may not be copied or distributed; and (3) is not warranted to be accurate, complete or timely. Neither Morningstar nor its content providers are responsible for any damages or losses arising from any use of this information.

**Additional information for Germany, Austria and Switzerland:** This document is issued in Germany by Invesco Asset Management Deutschland GmbH. This document is issued in Austria by Invesco Asset Management Österreich GmbH and in Switzerland by Invesco Asset Management (Schweiz) AG. The legal offering documents are available free of charge from the issuer of this document: Invesco Asset Management Deutschland GmbH, An der Welle 5, D - 60322 Frankfurt am Main; Invesco Asset Management Österreich GmbH, Rotenturmstrasse 16 - 18, A - 1010 Vienna as well as at Erste Bank der oesterreichischen Sparkassen AG, Graben 21, A-1010 Vienna acting as paying agent for funds registered for sale in Austria and Invesco Asset Management (Schweiz) AG, Talacker 34, CH-8001 Zürich, who acts as representative for the funds distributed in Switzerland. Paying agent for the funds distributed in Switzerland: BNP PARIBAS SECURITIES SERVICES, Paris, succursale de Zurich, Selnaustrasse 16; CH - 8002 Zürich. The fund is domiciled in Luxembourg.

**Additional information for Financial Intermediaries in the United States:** This material is intended for distributors, platforms, financial advisors and investment managers located in the United States in relation to their activities with offshore clients only. It must not be redistributed to end investors. This document is neither intended for US Persons, nor US residents. This fund must not be marketed on the US soil. This fund is registered for distribution in a limited number of countries, and should an activity create additional obligations (such as a local registration for sale or tax notification) for Invesco, you shall seek the prior formal approval of Invesco before undertaking such activity. Any marketing material you create on the fund for end investors shall also be expressly approved by Invesco. Issued in the US by Invesco Distributors, Inc., 11 Greenway Plaza, Suite 1000, Houston, Texas 77046. Invesco Distributors is the appointed US sub-distributor of the Invesco Funds, SICAV.