

# Invesco Asia Opportunities Equity Fund

## A-Acc Shares

30 April 2017

**This marketing document is exclusively for use by Qualified Investors in Switzerland, Professional Clients in Continental European countries where this specific fund's share class is registered for sale and Professional Clients in Cyprus. This document is not for consumer use, please do not redistribute. This document may also be used by financial intermediaries in the United States as defined in the important information section.**

### Summary of fund objective

The Fund aims to provide long-term capital growth from a diversified portfolio of investments in Asian companies, with the potential for growth, including investments in small to medium-sized companies with a market capitalisation of less than US\$1 billion. For the full objectives and investment policy please consult the current prospectus. Name changed from INVESCO Asia Enterprise Fund on 02/11/07.

### Key facts



**Mike Shiao**  
Hong Kong  
Managed fund since  
July 2014



**Simon Jeong**  
Hong Kong  
Managed fund since  
July 2014

#### Share class launch

09 August 1999

#### Original fund launch

03 March 1997

#### Legal status

Luxembourg SICAV with UCITS status

#### Share class currency

USD

#### Share class type

Accumulation

#### Fund size

USD 92.21 mn

#### Reference index

MSCI AC Asia ex Japan Index-ND

#### Bloomberg code

INVASIA LX

#### ISIN code

LU0075112721

#### Settlement date

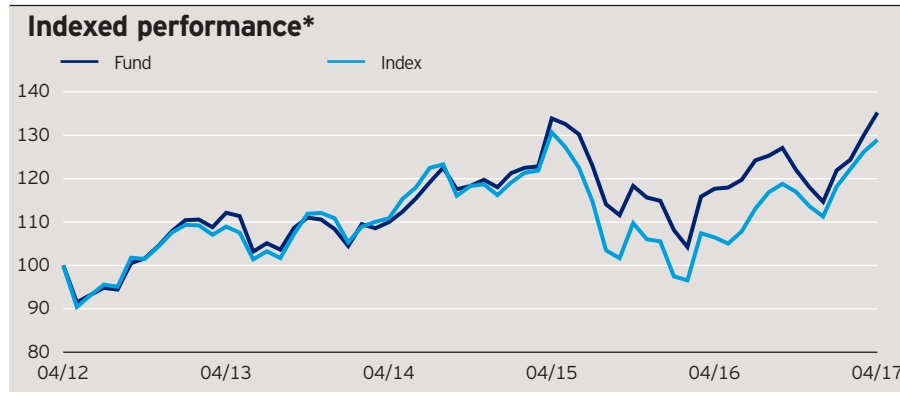
Trade Date + 3 Days

#### Morningstar Rating™

★★★★

### Quarterly fund commentary

Asia ex Japan equity markets enjoyed a broad-based rally in Q1. In China, confidence in the economy continued to improve, while earnings were also favourable. Hong Kong's equity market was buoyed by a rally in financials and real estate stocks. In Taiwan, strong semiconductor sales and positive economic indicators helped drive returns. In South Korea, positive earnings revisions combined with the appreciation of the Korean won to help lift share prices. In India, better-than-expected 4Q GDP growth eased concerns over the potential impact of demonetisation. In ASEAN, Singapore was the best performing equity market on the back of capital inflows, while other markets lagged the broader region given concerns over their sensitivity to potential changes in US trade policy. In terms of sector performance, the real estate and IT sectors led, while consumer staples and healthcare lagged. Our investment strategy is to focus on fundamentals through our bottom-up approach to stock selection, favouring companies with sustainable leadership and competitive advantages. In terms of country positioning, we believe the fund is well-balanced relative to reference index, except for a tilt towards opportunities in China.



### Cumulative performance\*

in %	YTD	1 month	1 year	3 years	5 years
Fund	17.92	4.01	14.92	22.95	35.23
Index	15.85	2.18	21.11	16.31	28.93
Quartile ranking	1	1	4	1	1
Absolute ranking	25/163	7/163	130/161	23/131	23/107
Mstar GIF OS Sector: Asia ex Japan Equity					

### Calendar year performance\*

in %	2012	2013	2014	2015	2016
Fund	19.45	0.47	8.90	-2.66	-0.19
Index	22.36	3.07	4.80	-9.17	5.44

### Standardised rolling 12 month performance\*\*

in %	31.03.12	31.03.13	31.03.14	31.03.15	31.03.16
Fund	8.31	-0.21	13.12	-5.67	12.22

The standardised past performance information is updated on a quarterly basis. Should you require up-to-date past performance information this is available on our website [www.invescoeuropa.com](http://www.invescoeuropa.com) or by contacting us.

Past performance is not a guide to future returns. The performance shown does not take account of the commissions and costs incurred on the issue and redemption of units.

\*Source: © 2017 Morningstar. Indexed performance: Performance of an investment of 100 in share class currency. Gross income re-invested to 30 April 2017 unless otherwise stated. The figures do not reflect the entry charge payable by individual investors. \*\*Gross income re-invested to 31 March 2017. All performance data on this factsheet is in the currency of the share class. Reference Index Source: Factset.

# Invesco Asia Opportunities Equity Fund

## A-Acc Shares

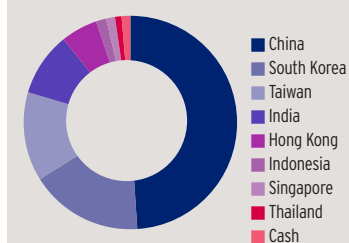
30 April 2017

### Holdings and active weights\*

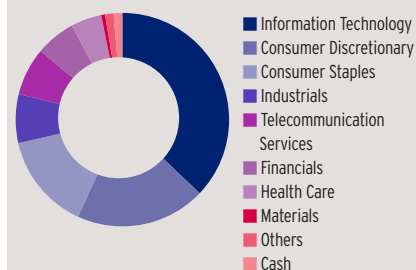
(total holdings: 55)

Top 10 holdings	%	Top 10 positive	+	Top 10 negative	-
Tencent	8.2	New Oriental	3.6	AIA	2.2
Alibaba	6.5	Tencent	3.5	China Construction Bank	1.8
Samsung Electronics	5.9	Alibaba	3.1	Hon Hai Precision Industry	1.3
China Mobile	4.4	Baidu ADR	3.1	Industrial and Commercial Bank of China 'H'	1.3
Baidu ADR	4.3	Ctrip ADR	2.7	Bank of China	1.0
New Oriental	3.8	China Mobile	2.7	Housing Development Finance	0.9
Taiwan Semiconductor	3.5	Hengan International	2.4	CK Hutchison	0.9
Ctrip ADR	3.2	Largan Precision	2.1	Ping An Insurance	0.8
Largan Precision	2.5	Chin-Poon Industrial	1.9	Hong Kong Exchanges & Clearing	0.7
Hengan International	2.5	Indusind Bank	1.7	Reliance	0.7

### Geographical weightings of the fund in %\*



### Sector weightings of the fund in %\*



### Geographical weightings\*

in %	Fund	Index
China	49.0	31.4
South Korea	17.1	17.4
Taiwan	13.5	14.3
India	9.6	10.3
Hong Kong	5.6	12.1
Indonesia	1.5	3.0
Singapore	1.4	4.2
Thailand	1.0	2.6
Others	0.0	4.8
Cash	1.3	0.0

### Sector weightings\*

in %	Fund	Index
Information Technology	37.1	29.1
Consumer Discretionary	19.7	9.6
Consumer Staples	14.7	4.6
Industrials	7.4	7.9
Telecommunication Services	7.3	5.1
Financials	6.0	23.5
Health Care	4.7	2.2
Materials	0.6	4.5
Others	1.3	13.5
Cash	1.3	0.0

### Financial characteristics\*

Average weighted market capitalisation	USD 86.03 bn
Median market capitalisation	USD 6.05 bn

### 3 year characteristics\*\*

Alpha	2.94
Beta	0.82
Correlation	0.93
Information ratio	0.39
Sharpe ratio	0.49
Tracking error in %	5.69
Volatility in %	13.95

For detailed information about the 3 year characteristics please see <http://www.invescoeuropa.com/CE/Glossary.pdf>.

### NAV and fees

<b>Current NAV</b>	USD 118.88
<b>12 month price high</b>	USD 119.24 (26/04/2017)
<b>12 month price low</b>	USD 99.00 (23/12/2016)
<b>Minimum investment <sup>1</sup></b>	USD 1,500
<b>Entry charge</b>	Up to 5.00%
<b>Annual management fee</b>	1.5%
<b>Ongoing charges</b>	2.06% (31/08/2016)

# Invesco Asia Opportunities Equity Fund

## A-Acc Shares

30 April 2017

---

### Risk Warnings

The value of investments and any income will fluctuate (this may partly be the result of exchange rate fluctuations) and investors may not get back the full amount invested. As a large portion of the fund is invested in less developed countries, you should be prepared to accept significantly large fluctuations of the value of the fund. Investments in small and medium sized companies involve greater risks than those customarily associated with larger companies. The risks described herein are the fund specific material risks. For more information please consult the current fund and share class specific Key Investor Information Document (KIID) and for a complete set of risks the current prospectus.

---

### Important Information

<sup>1</sup>The minimum investment amounts are: USD 1,500 / EUR 1,000 / GBP 1,000 / CHF 1,500 / SEK 10,000. Please contact us or refer to the most up to date Prospectus for details of minimum investment amounts in other currencies.

**This share class may not be registered in all countries and dissemination is subject to prior verification of registration status.**

**This marketing document is exclusively for use by Professional Clients in Continental Europe and Cyprus and Qualified Investors in Switzerland. This document is not for consumer use, please do not redistribute. Data as at 30 April 2017, unless otherwise stated. This marketing document is not subject to regulatory requirements that ensure impartiality of investment recommendations and investment strategy recommendations. Therefore, the prohibition of trading before the release of investment recommendations and investment strategy recommendations does not apply.**

The performance data shown relates to a past period. Past performance is not a guide to future returns. Where Invesco has expressed views and opinions, these may change and are not to be construed as investment advice. If investors are unsure if this product is suitable for them, they should seek advice from a financial adviser. The distribution and the offering of the fund or its share classes in certain jurisdictions may be restricted by law. Persons into whose possession this document may come are required to inform themselves about and to comply with any relevant restrictions. This does not constitute an offer or solicitation by anyone in any jurisdiction in which such an offer is not authorised or to any person to whom it is unlawful to make such an offer or solicitation. Persons interested in acquiring the fund should inform themselves as to (i) the legal requirements in the countries of their nationality, residence, ordinary residence or domicile; (ii) any foreign exchange controls and (iii) any relevant tax consequences. Any scheme provided by the Cyprus regulatory system, for the protection of retail clients, does not apply to offshore investments. Compensation under any such scheme will not be available. As with all investments, there are associated risks. This document is by way of information only. Asset management services are provided by Invesco in accordance with appropriate local legislation and regulations where applicable. The Invesco Asia Opportunities Equity Fund is subject to the provisions of the European Directive 2009/65/EC. The fund is available only in jurisdictions where its promotion and sale is permitted. Forecasts are not reliable indicators of future performance. The forecasts and market outlook presented in this material reflect subjective judgments and assumptions of the investment manager or its delegate and unexpected events may occur. There can be no assurance that developments will transpire as forecasted in this presentation. Where securities are mentioned in this document they do not necessarily represent a specific portfolio holding and do not constitute a recommendation to purchase, hold or sell. The ongoing charges figure is based on annualised expenses for the period ending 31/08/2016. This figure may vary from year to year. It excludes portfolio transaction costs except in the case of an entry or exit charge paid by the Fund when buying or selling shares/units in another fund. Please refer to the most up to date relevant fund and share class-specific Key Investor Information Document for more information on our funds. Further information on our products is available in English using the contact details shown. Subscriptions of shares are only accepted on the basis of the most up to date legal offering documents. The legal offering documents (fund & share class specific Key Investor Information Document, prospectus, annual and semi-annual reports, articles and trustee deed) are available free of charge with your local Invesco representative or on our website [www.invescoeurope.com](http://www.invescoeurope.com).

© 2017 Morningstar. All rights reserved. The information contained herein: (1) is proprietary to Morningstar and/or its content providers; (2) may not be copied or distributed; and (3) is not warranted to be accurate, complete or timely. Neither Morningstar nor its content providers are responsible for any damages or losses arising from any use of this information.

**Additional information for Germany, Austria and Switzerland:** This document is issued in Germany by Invesco Asset Management Deutschland GmbH. This document is issued in Austria by Invesco Asset Management Österreich - Zweigniederlassung der Invesco Asset Management Deutschland GmbH and in Switzerland by Invesco Asset Management (Schweiz) AG. The legal offering documents are available free of charge from the issuer of this document: Invesco Asset Management Deutschland GmbH, An der Welle 5, D - 60322 Frankfurt am Main; Invesco Asset Management Österreich - Zweigniederlassung der Invesco Asset Management Deutschland GmbH, Rotenturmstrasse 16 - 18, 1010 Vienna as well as at Erste Bank der österreichischen Sparkassen AG, Graben 21, A-1010 Vienna acting as paying agent for funds registered for sale in Austria and Invesco Asset Management (Schweiz) AG, Talacker 34, CH-8001 Zürich, who acts as representative for the funds distributed in Switzerland. Paying agent for the funds distributed in Switzerland: BNP PARIBAS SECURITIES SERVICES, Paris, succursale de Zurich, Selnastrasse 16; CH - 8002 Zürich. The fund is domiciled in Luxembourg.

**Additional information for Cyprus:** This document is issued in Cyprus by Invesco Global Asset Management DAC, Central Quay, Riverside IV, Sir John Rogerson's Quay, Dublin 2, Ireland. Regulated in Ireland by the Central Bank of Ireland.

**Additional information for Financial Intermediaries in the United States:** This material is intended for distributors, platforms, financial advisors and investment managers located in the United States in relation to their activities with offshore clients only. It must not be redistributed to end investors. This document is neither intended for US Persons, nor US residents. This fund must not be marketed on the US soil. This fund is registered for distribution in a limited number of countries, and should an activity create additional obligations (such as a local registration for sale or tax notification) for Invesco, you shall seek the prior formal approval of Invesco before undertaking such activity. Any marketing material you create on the fund for end investors shall also be expressly approved by Invesco. Issued in the US by Invesco Distributors, Inc., 11 Greenway Plaza, Suite 1000, Houston, Texas 77046. Invesco Distributors is the appointed US sub-distributor of the Invesco Funds, SICAV.