

Invesco Asia Opportunities Equity Fund

C-Acc Shares

31 August 2017

This marketing document is exclusively for use by Qualified Investors in Switzerland, Professional Clients in Continental European countries as defined in the important information section and Professional Clients in Cyprus. This document is not for consumer use, please do not redistribute.
This document may also be used by financial intermediaries in the United States as defined in the important information section.

Summary of fund objective

The Fund aims to provide long-term capital growth from a diversified portfolio of investments in Asian companies, with the potential for growth, including investments in small to medium-sized companies with a market capitalisation of less than US\$1 billion. For the full objectives and investment policy please consult the current prospectus. Name changed from INVESCO Asia Enterprise Fund on 02/11/07.

Key facts



Mike Shiao
 Hong Kong
 Managed fund since
 July 2014



Simon Jeong
 Hong Kong
 Managed fund since
 July 2014

Share class launch

03 March 1997

Original fund launch

03 March 1997

Legal status

Luxembourg SICAV with UCITS status

Share class currency

USD

Share class type

Accumulation

Fund size

USD 129.88 mn

Reference index

MSCI AC Asia ex Japan Index-ND

Bloomberg code

INVASIC LX

ISIN code

LU0100597474

Settlement date

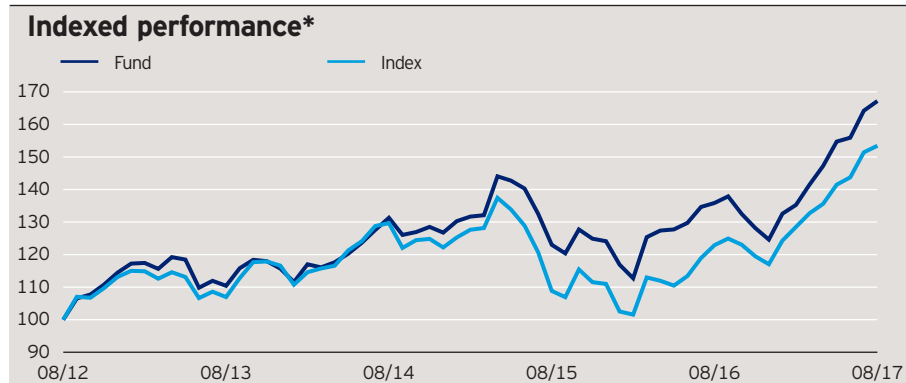
Trade Date + 3 Days

Morningstar Rating™

★★★★

Quarterly fund commentary

Asia ex Japan equities continued to rally in Q2, as earnings improved and domestic growth outlook remained largely favourable. China was the best-performing market, rising on improving economic data while Taiwanese equities performed well as smartphone supply chain companies continued to benefit from high expectations for new smartphones in the second half. Elsewhere in Asia, returns were mixed. South Korea's market rose on favourable economic policies under the new Presidential administration, while India and select ASEAN equity markets ended the quarter with less upbeat returns due to mixed economic data. From a regional sector perspective, cyclical sectors such as energy and materials reversed course going into the second quarter as the global deflation rally lost steam. However, the information technology sector posted consistent outperformance from the first quarter. Our investment strategy is to focus on the bottom-up stock fundamentals of companies, favouring those with sustainable leadership and competitive advantages. In terms of country positioning, the fund has a tilt toward stock opportunities in China while having underweight position in ASEAN countries relative to the reference index.



The performance period shown here starts on the last day of the first indicated month and ends on the last day of the last indicated month.

Cumulative performance*

in %	YTD	1 month	1 year	3 years	5 years
Fund	34.17	1.81	23.04	27.32	67.18
Index	31.10	1.33	24.83	18.33	53.44

Calendar year performance*

in %	2012	2013	2014	2015	2016
Fund	20.17	1.08	9.56	-2.08	0.40
Index	22.36	3.07	4.80	-9.17	5.44

Standardised rolling 12 month performance**

in %	30.06.12 30.06.13	30.06.13 30.06.14	30.06.14 30.06.15	30.06.15 30.06.16	30.06.16 30.06.17
Fund	11.39	12.57	13.47	-7.52	20.18

The standardised past performance information is updated on a quarterly basis. Should you require up-to-date past performance information this is available on our website www.invescoeuropa.com or by contacting us.

Past performance is not a guide to future returns. The performance shown does not take account of the commissions and costs incurred on the issue and redemption of units.

Invesco Asia Opportunities Equity Fund

C-Acc Shares

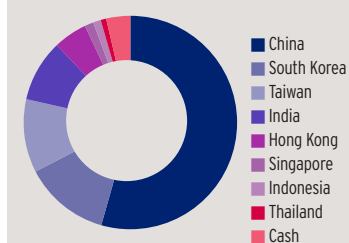
31 August 2017

Holdings and active weights*

(total holdings: 62)

Top 10 holdings	%	Top 10 positive	+	Top 10 negative	-
China Mobile	7.7	China Mobile	6.2	AIA	2.1
Samsung Electronics	7.4	Samsung Electronics	2.7	Taiwan Semiconductor	1.9
Tencent	6.9	Zhuzhou CSR Times Electric 'H'	2.6	China Construction Bank	1.7
Alibaba	6.3	Hengan International	2.2	Hon Hai Precision Industry	1.4
Zhuzhou CSR Times Electric 'H'	2.7	Autohome	2.2	Industrial and Commercial Bank of China 'H'	1.3
Baidu ADR	2.4	Huayu Automotive Systems	2.2	Housing Development Finance	1.0
Hengan International	2.4	Sun Art Retail	2.1	Bank of China	1.0
Autohome	2.3	Tingyi (Cayman Islands)	2.0	Ping An Insurance	1.0
Taiwan Semiconductor	2.2	ENN Energy	1.8	SK Hynix	0.8
Huayu Automotive Systems	2.2	Alibaba	1.8	Reliance	0.7

Geographical weightings of the fund in %*



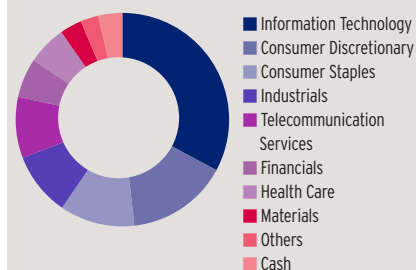
Geographical weightings*

in %	Fund	Index
China	54.4	33.8
South Korea	13.0	17.0
Taiwan	11.1	13.8
India	9.4	10.1
Hong Kong	5.1	11.5
Singapore	1.3	4.0
Indonesia	1.2	2.7
Thailand	0.8	2.5
Others	0.0	4.5
Cash	3.7	0.0

Sector weightings*

in %	Fund	Index
Information Technology	32.8	31.2
Consumer Discretionary	15.4	9.1
Consumer Staples	11.4	4.4
Industrials	9.6	7.2
Telecommunication Services	9.3	4.6
Financials	5.9	23.5
Health Care	5.9	2.0
Materials	3.3	4.7
Others	2.7	13.3
Cash	3.7	0.0

Sector weightings of the fund in %*



Financial characteristics*

Average weighted market capitalisation	USD 106.99 bn
Median market capitalisation	USD 6.76 bn

3 year characteristics**

Alpha	3.24
Beta	0.84
Correlation	0.94
Information ratio	0.44
Sharpe ratio	0.56
Tracking error in %	5.49
Volatility in %	14.25

For detailed information about the 3 year characteristics please see <http://www.invescoeuropa.com/CE/Glossary.pdf>.

NAV and fees

Current NAV

USD 148.71

12 month price high

USD 149.08 (24/08/2017)

12 month price low

USD 108.85 (23/12/2016)

Minimum investment ¹

USD 1,000,000

Entry charge

Up to 5.00%

Annual management fee

1.0%

Ongoing charges

1.46% (31/08/2016)

Invesco Asia Opportunities Equity Fund

C-Acc Shares

31 August 2017

Risk Warnings

The value of investments and any income will fluctuate (this may partly be the result of exchange rate fluctuations) and investors may not get back the full amount invested. As a large portion of the fund is invested in less developed countries, you should be prepared to accept significantly large fluctuations of the value of the fund. Investments in small and medium sized companies involve greater risks than those customarily associated with larger companies. The risks described herein are the fund specific material risks. For more information please consult the current fund and share class specific Key Investor Information Document (KIID) and for a complete set of risks the current prospectus.

Important Information

¹The minimum investment amounts are: USD 1,000,000 / EUR 800,000 / GBP 600,000 / CHF 1,000,000 / SEK 7,000,000. Please contact us or refer to the most up to date Prospectus for details of minimum investment amounts in other currencies.

This share class may not be registered in all countries and dissemination is subject to prior verification of registration status.

This marketing document is exclusively for use by Professional Clients in Continental Europe and Cyprus and Qualified Investors in Switzerland. This document is not for consumer use, please do not redistribute. For the purpose of the distribution of this document Continental Europe is defined as Austria, Switzerland, Germany, Spain, Finland, France, Greece, Italy, Luxembourg, Netherlands, Norway, Sweden. Data as at 31 August 2017, unless otherwise stated. This marketing document is not subject to regulatory requirements that ensure impartiality of investment recommendations and investment strategy recommendations. Therefore, the prohibition of trading before the release of investment recommendations and investment strategy recommendations does not apply.

The performance data shown relates to a past period. Past performance is not a guide to future returns. Where individuals or the business have expressed opinions, they are based on current market conditions, they may differ from those of other investment professionals and are subject to change without notice and are not to be construed as investment advice. If investors are unsure if this product is suitable for them, they should seek advice from a financial adviser. The distribution and the offering of the fund or its share classes in certain jurisdictions may be restricted by law. Persons into whose possession this document may come are required to inform themselves about and to comply with any relevant restrictions. This does not constitute an offer or solicitation by anyone in any jurisdiction in which such an offer is not authorised or to any person to whom it is unlawful to make such an offer or solicitation. Persons interested in acquiring the fund should inform themselves as to (i) the legal requirements in the countries of their nationality, residence, ordinary residence or domicile; (ii) any foreign exchange controls and (iii) any relevant tax consequences. Any scheme provided by the Cyprus regulatory system, for the protection of retail clients, does not apply to offshore investments. Compensation under any such scheme will not be available. As with all investments, there are associated risks. This document is by way of information only. Asset management services are provided by Invesco in accordance with appropriate local legislation and regulations where applicable. The Invesco Asia Opportunities Equity Fund is subject to the provisions of the European Directive 2009/65/EC. The fund is available only in jurisdictions where its promotion and sale is permitted. Forecasts are not reliable indicators of future performance. The forecasts and market outlook presented in this material reflect subjective judgments and assumptions of the investment manager or its delegate and unexpected events may occur. There can be no assurance that developments will transpire as forecasted in this presentation. This document is marketing material and is not intended as a recommendation to invest in any particular asset class, security or strategy. Regulatory requirements that require impartiality of investment/investment strategy recommendations are therefore not applicable nor are any prohibitions to trade before publication. The information provided is for illustrative purposes only, it should not be relied upon as recommendations to buy or sell securities. The ongoing charges figure is based on annualised expenses for the period ending 31/08/2016. This figure may vary from year to year. It excludes portfolio transaction costs except in the case of an entry or exit charge paid by the Fund when buying or selling shares/units in another fund. Please refer to the most up to date relevant fund and share class-specific Key Investor Information Document for more information on our funds. Further information on our products is available in English using the contact details shown. Subscriptions of shares are only accepted on the basis of the most up to date legal offering documents. The legal offering documents (fund & share class specific Key Investor Information Document, prospectus, annual and semi-annual reports, articles and trustee deed) are available free of charge with your local Invesco representative or on our website www.invescoeuropa.com.

© 2017 Morningstar. All rights reserved. The information contained herein: (1) is proprietary to Morningstar and/or its content providers; (2) may not be copied or distributed; and (3) is not warranted to be accurate, complete or timely. Neither Morningstar nor its content providers are responsible for any damages or losses arising from any use of this information.

Additional information for Germany, Austria and Switzerland: This document is issued in Germany by Invesco Asset Management Deutschland GmbH. This document is issued in Austria by Invesco Asset Management Österreich - Zweigniederlassung der Invesco Asset Management Deutschland GmbH and in Switzerland by Invesco Asset Management (Schweiz) AG. The legal offering documents are available free of charge from the issuer of this document: Invesco Asset Management Deutschland GmbH, An der Welle 5, D - 60322 Frankfurt am Main; Invesco Asset Management Österreich - Zweigniederlassung der Invesco Asset Management Deutschland GmbH, Rotenturmstrasse 16 - 18, 1010 Vienna as well as at Erste Bank der österreichischen Sparkassen AG, Graben 21, A-1010 Vienna acting as paying agent for funds registered for sale in Austria and Invesco Asset Management (Schweiz) AG, Talacker 34, CH-8001 Zürich, who acts as representative for the funds distributed in Switzerland. Paying agent for the funds distributed in Switzerland: BNP PARIBAS SECURITIES SERVICES, Paris, succursale de Zurich, Selnastrasse 16; CH - 8002 Zürich. The fund is domiciled in Luxembourg.

Additional information for Cyprus: This document is issued in Cyprus by Invesco Global Asset Management DAC, Central Quay, Riverside IV, Sir John Rogerson's Quay, Dublin 2, Ireland. Regulated in Ireland by the Central Bank of Ireland.

Additional information for Financial Intermediaries in the United States: This document is intended for distribution to US financial intermediaries for informational purposes and in relation to their activities with offshore clients only. The Funds are not registered under any US securities law, and may not be offered or sold directly or indirectly in the US, its territories or possessions, nor to any US persons, citizens or residents. The Fund must not be marketed on US soil. This does not constitute a recommendation of any investment strategy or product for a particular investor. Investors should consult a financial professional before making any investment decisions. Issued in the US by Invesco Distributors, Inc., 11 Greenway Plaza, Suite 1000, Houston, Texas 77046, USA. Invesco Distributors, Inc. is the appointed US sub-distributor of the Invesco Funds, SICAV or Invesco Fund Series 1-6. All entities are indirect, wholly owned subsidiaries of Invesco Ltd.