

# Invesco Asia Opportunities Equity Fund E (EUR)-Acc Shares

30 November 2018

**This marketing document is exclusively for use by Qualified Investors in Switzerland and Professional Clients in Continental European countries as defined in the important information section. This document is not for consumer use, please do not redistribute.**

## Summary of fund objective

The Fund aims to provide long-term capital growth from a diversified portfolio of investments in Asian companies, with the potential for growth, including investments in small to medium-sized companies with a market capitalisation of less than US\$1 billion. For the full objectives and investment policy please consult the current prospectus.

## Key facts



**Mike Shiao**  
Hong Kong  
Managed fund since  
July 2014



**Simon Jeong**  
Hong Kong  
Managed fund since  
July 2014

### Share class launch

14 August 2000

### Original fund launch

03 March 1997

### Legal status

Luxembourg SICAV with UCITS status

### Share class currency

EUR

### Share class type

Accumulation

### Fund size

USD 455.72 mn

### Reference index

MSCI AC Asia ex Japan Index-ND

### Bloomberg code

INVASIE LX

### ISIN code

LU0115143082

### Settlement date

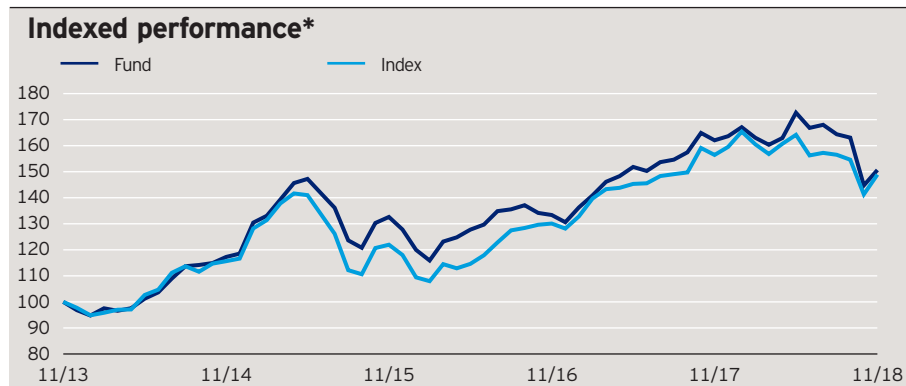
Trade Date + 3 Days

### Morningstar Rating™

★★★

## Quarterly fund commentary

On 06 July 2018, a Luxembourg-domiciled SICAV named Invesco Asia Infrastructure Fund was merged into the Invesco Asia Opportunities Equity Fund, a sub-fund within the same fund umbrella. Asia ex Japan equity markets ended the third quarter lower. The global macroeconomic backdrop remained challenging given the rising oil price, strengthening US dollar and escalating trade tensions. In China, following an initial round of tariffs imposed on US\$50bn Chinese goods, the US raised tariffs on an additional US\$200bn worth of imports, causing the market to worry that trade tensions might escalate further. Slower domestic economic growth was another concern that weighed on market performance. The most recent monthly data suggested that even though retail sales remained resilient, fixed asset investment continued to moderate due to a sharp deceleration in infrastructure investment, spurring the government to tilt policy towards a more proactive monetary and fiscal stance. In India, while the external environment was unfavourable, the domestic financial sector faced disruption after an infrastructure lender faced a series of defaults and credit downgrades. Other Asian equity markets outperformed the broader market given their solid fundamentals compared with other emerging markets. Our investment strategy is to take a selective approach with a strong focus on bottom-up stock opportunities. In terms of overall country allocation, the fund remains well-balanced, in our view, with a focus on opportunities in Greater China and India while being underweight in ASEAN equity markets relative to the reference index.



The performance period shown here starts on the last day of the first indicated month and ends on the last day of the last indicated month.

## Cumulative performance\*

in %	YTD	1 month	1 year	3 years	5 years
Fund	-7.94	4.10	-7.04	13.60	50.66
Index	-6.66	5.39	-4.81	22.09	48.91

## Calendar year performance\*

in %	2013	2014	2015	2016	2017
Fund	-4.50	22.43	7.81	2.19	25.30
Index	-1.39	19.35	1.18	8.60	24.48

## Standardised rolling 12 month performance\*

in %	30.11.13 30.11.14	30.11.14 30.11.15	30.11.15 30.11.16	30.11.16 30.11.17	30.11.17 30.11.18
Fund	17.26	13.11	0.56	21.52	-7.04
Index	15.64	5.47	6.67	20.25	-4.81

Past performance is not a guide to future returns. The performance shown does not take account of the commissions and costs incurred on the issue and redemption of units.

\*Source: © 2018 Morningstar. Indexed performance: Performance of an investment of 100 in share class currency. Gross income re-invested to 30 November 2018 unless otherwise stated. The figures do not reflect the entry charge payable by individual investors. All performance data on this factsheet is in the currency of the share class. Reference Index Source: Factset. **There is currently a discretionary cap on the ongoing charge of 2.76% in place, which has been implemented from 6th July 2018 following the merger of Invesco Asia Infrastructure Fund into the fund. This discretionary cap may positively impact the performance of the Share Class.**

# Invesco Asia Opportunities Equity Fund

## E (EUR)-Acc Shares

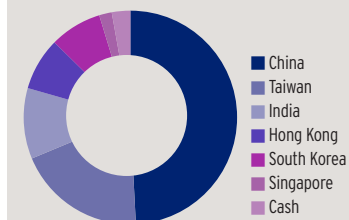
30 November 2018

### Holdings and active weights\*

(total holdings: 76)

Top 10 holdings	%	Top 10 positive	+	Top 10 negative	-
Alibaba	9.4	Alibaba	5.0	Samsung Electronics	4.2
China Mobile	4.9	China Mobile	3.5	Tencent	3.1
Towngas China	2.7	Towngas China	2.7	AIA	2.3
Taiwan Semiconductor	2.7	Asustek Computer	2.4	China Construction Bank	1.9
CK Hutchison	2.7	Qingdao Port International	2.1	Taiwan Semiconductor	1.5
Asustek Computer	2.5	Minth	2.0	Baidu ADR	1.2
Hon Hai Precision Industry	2.4	CK Hutchison	2.0	Ping An Insurance	1.2
Tencent	2.2	Autohome	2.0	Industrial and Commercial Bank of China 'H'	1.2
Mediatek	2.1	Hengan International	2.0	Reliance	1.1
Hengan International	2.1	Shandong Weigao Medical Polymer 'H'	2.0	Housing Development Finance	1.1

### Geographical weightings of the fund in %\*



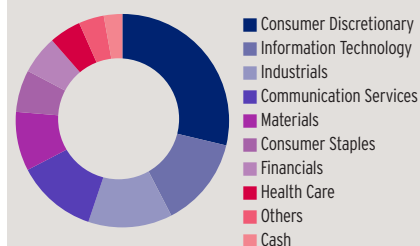
### Geographical weightings\*

in %	Fund	Index
China	49.2	35.6
Taiwan	19.5	13.0
India	10.7	10.6
Hong Kong	8.0	10.7
South Korea	7.9	16.0
Singapore	1.9	4.0
Indonesia	0.0	2.6
Macau	0.0	0.7
Others	0.0	6.8
Cash	2.8	0.0

### Sector weightings\*

in %	Fund	Index
Consumer Discretionary	28.7	12.2
Information Technology	13.7	16.9
Industrials	12.7	7.0
Communication Services	12.2	12.9
Materials	9.0	4.7
Consumer Staples	6.4	4.9
Financials	5.9	24.0
Health Care	4.8	3.0
Others	3.8	14.3
Cash	2.8	0.0

### Sector weightings of the fund in %\*



### Financial characteristics\*

Average weighted market capitalisation	EUR 65.14 bn
Median market capitalisation	EUR 3.44 bn

### 3 year characteristics\*\*

Alpha	-1.89
Beta	0.93
Correlation	0.90
Information ratio	-0.45
Sharpe ratio	0.38
Tracking error in %	5.40
Volatility in %	12.17

For detailed information about the 3 year characteristics please see <http://assets.invescohub.com/invesco-eu/glossary.pdf>.

### NAV and fees

<b>Current NAV</b>	EUR 97.34
<b>12 month price high</b>	EUR 114.15 (15/06/2018)
<b>12 month price low</b>	EUR 91.87 (30/10/2018)
<b>Minimum investment</b> <sup>1</sup>	EUR 500
<b>Entry charge</b>	Up to 3.00%
<b>Annual management fee</b>	2.25%
<b>Ongoing charges</b>	2.76% (estimated 06/07/2018)

---

# Invesco Asia Opportunities Equity Fund

## E (EUR)-Acc Shares

30 November 2018

---

### Risk Warnings

The value of investments and any income will fluctuate (this may partly be the result of exchange rate fluctuations) and investors may not get back the full amount invested. As a large portion of the fund is invested in less developed countries, you should be prepared to accept significantly large fluctuations in the value of the fund. Investments in small and medium sized companies involve greater risks than those customarily associated with larger companies.

---

### Important Information

<sup>1</sup>The minimum investment amounts are: EUR 500 / USD 650 / GBP 400 / CHF 650 / SEK 4,500. Please contact us or refer to the most up to date Prospectus for details of minimum investment amounts in other currencies.

This marketing document is exclusively for use by Professional Clients and Financial Advisers in Continental Europe and Qualified Investors in Switzerland. This document is not for consumer use, please do not redistribute. For the purpose of the distribution of this document Continental Europe is defined as Switzerland, Spain, Finland, France, Greece, Italy, Luxembourg, Netherlands, Norway, Portugal, Sweden. Data as at 30 November 2018, unless otherwise stated. This document is marketing material and is not intended as a recommendation to invest in any particular asset class, security or strategy. Regulatory requirements that require impartiality of investment/investment strategy recommendations are therefore not applicable nor are any prohibitions to trade before publication. The information provided is for illustrative purposes only, it should not be relied upon as recommendations to buy or sell securities. By accepting this document, you consent to communicate with us in English, unless you inform us otherwise.

Past performance is not a guide to future returns. Where individuals or the business have expressed opinions, they are based on current market conditions, they may differ from those of other investment professionals and are subject to change without notice and are not to be construed as investment advice. This marketing document is not an invitation to subscribe for shares in the fund and is by way of information only, it should not be considered financial advice. This does not constitute an offer or solicitation by anyone in any jurisdiction in which such an offer is not authorised or to any person to whom it is unlawful to make such an offer or solicitation. Persons interested in acquiring the fund should inform themselves as to (i) the legal requirements in the countries of their nationality, residence, ordinary residence or domicile; (ii) any foreign exchange controls and (iii) any relevant tax consequences. As with all investments, there are associated risks. This document is by way of information only. Asset management services are provided by Invesco in accordance with appropriate local legislation and regulations. The fund is available only in jurisdictions where its promotion and sale is permitted. Not all share classes of this fund may be available for public sale in all jurisdictions and not all share classes are the same nor do they necessarily suit every investor. Fee structure and minimum investment levels may vary dependent on share class chosen. Please check the most recent version of the fund prospectus in relation to the criteria for the individual share classes and contact your local Invesco office for full details of the fund registration status in your jurisdiction. Forecasts are not reliable indicators of future performance. As a result of the introduction of a material change in the fee structure, the ongoing charges figure is estimated based on the expected total of charges. This figure may vary from year to year. It excludes portfolio transaction costs except in the case of an entry or exit charge paid by the Fund when buying or selling shares/units in another fund. For more information on our funds, please refer to the most up to date relevant fund and share class-specific Key Investor Information Documents, the latest Annual or Interim Reports and the latest Prospectus, and constituent documents. This information is available using the contact details of the issuer and is without charge. Further information on our products is available using the contact details shown. Subscriptions of shares are only accepted on the basis of the most up to date legal offering documents. The legal offering documents (fund & share class specific Key Investor Information Document, prospectus, annual and semi-annual reports, articles and trustee deed) are available free of charge with your local Invesco representative or on our website [www.invescoeurope.com](http://www.invescoeurope.com).

© 2018 Morningstar. All rights reserved. The information contained herein: (1) is proprietary to Morningstar and/or its content providers; (2) may not be copied or distributed; and (3) is not warranted to be accurate, complete or timely. Neither Morningstar nor its content providers are responsible for any damages or losses arising from any use of this information.

---

# Invesco Asia Opportunities Equity Fund

## E (EUR)-Acc Shares

30 November 2018

---

### Important Information

**Additional information for Cyprus:** Issued in Cyprus by Invesco Asset Management S.A. 18, rue de Londres, F-75009 Paris. Authorised and regulated by the Autorité des marchés financiers in France.

**Additional information for Finland:** Issued in Finland by Invesco Asset Management S.A., 16-18 rue de Londres, 75009 Paris, France.

**Additional information for France:** Issued in France by Invesco Asset Management S.A., 16-18 rue de Londres, 75009 Paris, France.

**Additional information for Greece:** Issued in Greece by Invesco Asset Management S.A., 16-18 rue de Londres, 75009 Paris, France.

**Additional information for Italy:** Issued in Italy by Invesco Asset Management S.A, Sede Secondaria, Via Bocchetto 6, 20123 Milan, Italy.

**Additional information for Luxembourg:** Issued in Luxembourg by Invesco Asset Management SA, 16-18 rue de Londres, 75009 Paris, France.

**Additional information for Netherlands:** Issued in Netherlands by Invesco Asset Management S.A. Dutch Branch, Vinoly Building, Claude Debussylaan 26, 1082 MD Amsterdam, The Netherlands, [www.invesco.nl](http://www.invesco.nl).

**Additional information for Norway:** Issued in Norway by Invesco Asset Management S.A., 16-18 rue de Londres, 75009 Paris, France.

**Additional information for Portugal:** Issued in Portugal by Invesco Asset Management S.A., 16-18 rue de Londres, 75009 Paris, France.

**Additional information for Spain:** Issued in Spain by Invesco Asset Management S.A., Sucursal en España, C/ Goya 6 - 3º, 28001 Madrid, Spain.

**Additional information for Sweden:** Issued in Sweden by Invesco Asset Management S.A., Swedish Filial, Convendum, Jakobsbergsgatan 16, 111 43 Stockholm, Sweden.

**Additional information for Switzerland:** Issued in Switzerland by Invesco Asset Management (Schweiz) AG, Talacker 34, CH-8001 Zurich, who acts as representative for the funds distributed in Switzerland. Paying agent for the funds distributed in Switzerland: BNP PARIBAS SECURITIES SERVICES, Paris, succursale de Zurich, Selnaustrasse 16, CH-8002 Zurich. The legal offering documents are available free of charge at our website and local language from the issuer of this document. The fund is domiciled in Luxembourg.