

# Invesco Asia Opportunities Equity Fund

## E-Acc Shares

31 January 2017

**This marketing document is exclusively for use by Qualified Investors in Switzerland and Professional Clients in Continental European countries where this specific fund's share class is registered for sale. This document is not for consumer use, please do not redistribute.**

### Summary of fund objective

The Fund aims to provide long-term capital growth from a diversified portfolio of investments in Asian companies, with the potential for growth, including investments in small to medium-sized companies with a market capitalisation of less than US\$1 billion. For the full objectives and investment policy please consult the current prospectus. Name changed from INVESCO Asia Enterprise Fund on 02/11/07.

### Key facts



Mike Shiao  
Hong Kong  
Managed fund since  
July 2014



Simon Jeong  
Hong Kong  
Managed fund since  
July 2014

#### Share class launch

14 August 2000

#### Original fund launch

03 March 1997

#### Legal status

Luxembourg SICAV with UCITS status

#### Share class currency

EUR

#### Share class type

Accumulation

#### Fund size

USD 88.72 mn

#### Reference index

MSCI AC Asia ex Japan Index-ND

#### Bloomberg code

INVASIE LX

#### ISIN code

LU0115143082

#### Settlement date

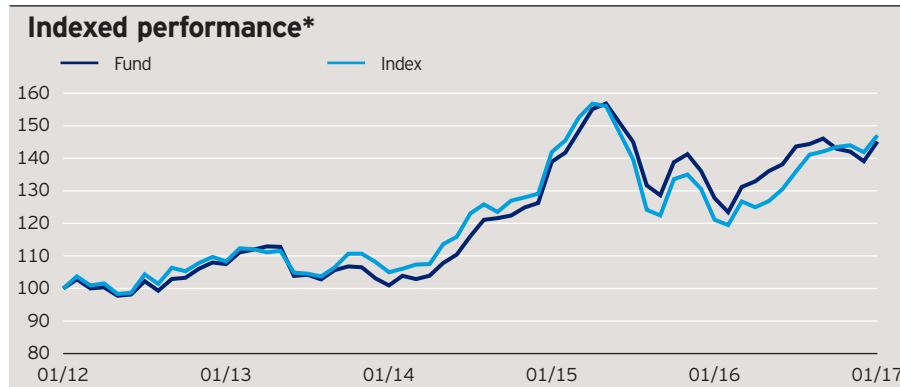
Trade Date + 3 Days

#### Morningstar Rating™

★★★

### Quarterly fund commentary

Asia ex Japan equity markets fell in the last quarter of 2016 with all Asian markets losing ground. In China, the government's efforts to cool down the property market weighed on sentiment even though economic indicators continued to show the economy doing relatively well. In Hong Kong, market performance was similar to the Chinese equity market, with Hong Kong's property market also facing policy tightening measures. Taiwanese equities declined by less given the underlying improvement in electronics and machinery exports. South Korea's equity market fell in part due to political uncertainties surrounding a domestic presidential scandal. Indian equities declined as investors weighed the impact of the government's demonetisation efforts on growth. Amongst ASEAN markets, the worst performer was the Philippines equity market, given the uncertainty surrounding the president's policy directions. Indonesian and Malaysian equity markets were negatively impacted by capital outflows as the risk of US trade protectionism increased following the November elections. Sector performance showed energy and materials outperforming as real estate, telecommunication services and healthcare lagged behind. Our investment strategy is to focus on the bottom-up stock fundamentals of companies, favouring those with sustainable leadership and competitive advantages. In terms of the fund's positioning, we have a tilt toward China and South Korea as we find more attractive stock opportunities in these markets.



### Cumulative performance\*

in %	YTD	1 month	1 year	3 years	5 years
Fund	4.35	4.35	13.60	43.80	45.15
Index	3.65	3.65	21.39	40.03	47.03

### Calendar year performance\*

in %	2012	2013	2014	2015	2016
Fund	16.34	-4.50	22.43	7.81	2.19
Index	20.48	-1.39	19.35	1.18	8.60

### Standardised rolling 12 month performance\*\*

in %	31.12.11 31.12.12	31.12.12 31.12.13	31.12.13 31.12.14	31.12.14 31.12.15	31.12.15 31.12.16
Fund	16.34	-4.50	22.43	7.81	2.19

The standardised past performance information is updated on a quarterly basis. Should you require up-to-date past performance information this is available on our website [www.invescoeuropa.com](http://www.invescoeuropa.com) or by contacting us.

**Past performance is not a guide to future returns. The performance shown does not take account of the commissions and costs incurred on the issue and redemption of units.**

\*Source: © 2017 Morningstar. Indexed performance: Performance of an investment of 100 in share class currency. Gross income re-invested to 31 January 2017 unless otherwise stated. The figures do not reflect the entry charge payable by individual investors. \*\*Gross income re-invested to 31 December 2016. All performance data on this factsheet is in the currency of the share class. Reference Index Source: Factset.

# Invesco Asia Opportunities Equity Fund

## E-Acc Shares

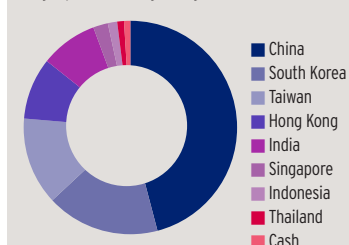
31 January 2017

### Holdings and active weights\*

(total holdings: 58)

Top 10 holdings	%	Top 10 positive	+	Top 10 negative	-
Tencent	7.6	Tencent	3.4	American Institute of Architects	2.1
Alibaba	6.5	Alibaba	3.2	China Construction Bank	1.8
Samsung Electronics	5.3	New Oriental	3.1	Industrial and Commercial Bank of China 'H'	1.3
China Mobile	4.4	Hengan International	3.0	Hon Hai Precision Industry	1.2
Taiwan Semiconductor	4.4	Baidu ADR	2.8	Bank of China	1.0
Baidu ADR	4.2	Ctrip ADR	2.7	CK Hutchison	0.9
New Oriental	3.3	China Mobile	2.4	Housing Development Finance	0.9
Ctrip ADR	3.2	Sun Art Retail	2.4	Ping An Insurance	0.8
Hengan International	3.1	Largan Precision	2.3	SK Hynix	0.8
Largan Precision	2.7	China Merchants	1.9	Infosys	0.7

### Geographical weightings of the fund in %\*



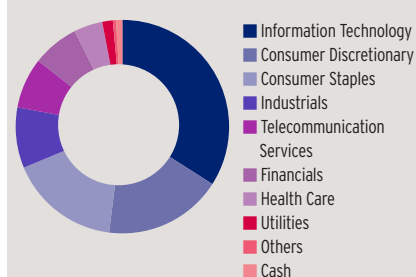
### Geographical weightings\*

in %	Fund	Index
China	45.9	31.2
South Korea	17.1	17.4
Taiwan	13.3	14.3
Hong Kong	9.3	12.4
India	8.7	9.7
Singapore	2.2	4.4
Indonesia	1.4	3.0
Thailand	1.0	2.7
Others	0.0	4.8
Cash	1.0	0.0

### Sector weightings\*

in %	Fund	Index
Information Technology	34.0	28.1
Consumer Discretionary	18.0	9.5
Consumer Staples	16.7	4.8
Industrials	9.2	7.8
Telecommunication Services	7.7	5.4
Financials	7.1	23.7
Health Care	4.3	2.3
Utilities	1.6	3.5
Others	0.5	15.0
Cash	1.0	0.0

### Sector weightings of the fund in %\*



### Financial characteristics\*

Average weighted market capitalisation	EUR 69.08 bn
Median market capitalisation	EUR 5.91 bn

### 3 year characteristics\*\*

Alpha	3.08
Beta	0.83
Correlation	0.92
Information ratio	0.21
Sharpe ratio	0.95
Tracking error in %	5.78
Volatility in %	13.47

For detailed information about the 3 year characteristics please see <http://www.invescoeuropa.com/CE/Glossary.pdf>.

### NAV and fees

#### Current NAV

EUR 88.05

#### 12 month price high

EUR 89.61 (04/10/2016)

#### 12 month price low

EUR 70.65 (12/02/2016)

#### Minimum investment <sup>1</sup>

EUR 500

#### Entry charge

Up to 3.00%

#### Annual management fee

2.25%

#### Ongoing charges

2.81% (31/08/2015)

---

# Invesco Asia Opportunities Equity Fund

## E-Acc Shares

31 January 2017

---

### Risk Warnings

The value of investments and any income will fluctuate (this may partly be the result of exchange rate fluctuations) and investors may not get back the full amount invested. As a large portion of the fund is invested in less developed countries, you should be prepared to accept significantly large fluctuations of the value of the fund. Investments in small and medium sized companies involve greater risks than those customarily associated with larger companies. The risks described herein are the fund specific material risks. For more information please consult the current fund and share class specific Key Investor Information Document (KIID) and for a complete set of risks the current prospectus.

---

### Important Information

<sup>1</sup>The minimum investment amounts are: EUR 500 / USD 650 / GBP 400 / CHF 650 / SEK 4,500. Please contact us or refer to the most up to date Prospectus for details of minimum investment amounts in other currencies.

**This share class may not be registered in all countries and dissemination is subject to prior verification of registration status.**

**This marketing document is exclusively for use by Professional Clients and Financial Advisers in Continental Europe and Qualified Investors in Switzerland. This document is not for consumer use, please do not redistribute. Data as at 31 January 2017, unless otherwise stated. This marketing document is not subject to regulatory requirements that ensure impartiality of investment recommendations and investment strategy recommendations. Therefore, the prohibition of trading before the release of investment recommendations and investment strategy recommendations does not apply.**

Past performance is not a guide to future returns. Where Invesco has expressed views and opinions, these may change. If investors are unsure if this product is suitable for them, they should seek advice from a financial adviser. The distribution and the offering of the fund or its share classes in certain jurisdictions may be restricted by law. Persons into whose possession this document may come are required to inform themselves about and to comply with any relevant restrictions. This does not constitute an offer or solicitation by anyone in any jurisdiction in which such an offer is not authorised or to any person to whom it is unlawful to make such an offer or solicitation. Persons interested in acquiring the fund should inform themselves as to (i) the legal requirements in the countries of their nationality, residence, ordinary residence or domicile; (ii) any foreign exchange controls and (iii) any relevant tax consequences. As with all investments, there are associated risks. This document is by way of information only. Asset management services are provided by Invesco in accordance with appropriate local legislation and regulations. The fund is available only in jurisdictions where its promotion and sale is permitted. Forecasts are not reliable indicators of future performance. The forecasts and market outlook presented in this material reflect subjective judgments and assumptions of the investment manager or its delegate and unexpected events may occur. There can be no assurance that developments will transpire as forecasted in this presentation. Where securities are mentioned in this document they do not necessarily represent a specific portfolio holding and do not constitute a recommendation to purchase, hold or sell. The ongoing charges figure is based on annualised expenses for the period ending 31/08/2015. This figure may vary from year to year. It excludes portfolio transaction costs except in the case of an entry or exit charge paid by the Fund when buying or selling shares/units in another fund. Subscriptions of shares are only accepted on the basis of the most up to date legal offering documents. The legal offering documents (fund & share class specific Key Investor Information Document, prospectus, annual and semi-annual reports, articles and trustee deed) are available free of charge with your local Invesco representative or on our website [www.invescoeurope.com](http://www.invescoeurope.com).

© 2017 Morningstar. All rights reserved. The information contained herein: (1) is proprietary to Morningstar and/or its content providers; (2) may not be copied or distributed; and (3) is not warranted to be accurate, complete or timely. Neither Morningstar nor its content providers are responsible for any damages or losses arising from any use of this information.

**Additional information for Switzerland:** This document is issued in Switzerland by Invesco Asset Management (Schweiz) AG. The legal offering documents are available free of charge from the issuer of this document: Invesco Asset Management (Schweiz) AG, Talacker 34, CH-8001 Zürich, who acts as representative for the funds distributed in Switzerland. Paying agent for the funds distributed in Switzerland: BNP PARIBAS SECURITIES SERVICES, Paris, succursale de Zurich, Selnaustrasse 16; CH - 8002 Zürich. The fund is domiciled in Luxembourg.