

Invesco Asia Infrastructure Fund

A (EUR Hgd)-Acc Shares

30 September 2015

This marketing document is exclusively for use by Qualified Investors in Switzerland and Professional Clients in Continental European countries where this specific fund's share class is registered for sale. This document is not for consumer use, please do not redistribute.

Summary of fund objective

The Fund aims to achieve long-term capital growth from investments in a diversified portfolio of Asian securities of issuers which are predominantly engaged in infrastructure activities. For the full objectives and investment policy please consult the current prospectus.

Key facts



Susanta Mazumdar
Singapore
Managed fund since
July 2014



Paul Chan
Hong Kong
Managed fund since
January 2011

Share class launch

31 March 2010

Original fund launch ¹

31 March 2006

Legal status

Luxembourg SICAV with UCITS status

Share class currency

EUR

Share class type

Accumulation

Fund size

EUR 516.47 mn

Reference index

MSCI AC Asia Pacific ex Japan Index-ND

Bloomberg code

INVAIAH LX

ISIN code

LU0482497285

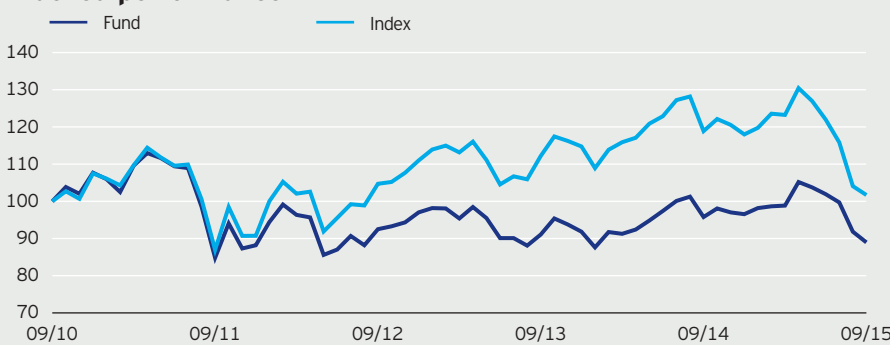
Settlement date

Trade Date + 3 Days

Quarterly fund commentary

Asia Pacific ex-Japan equity markets fell in Q3, with infrastructure-related sectors under pressure across the region, especially energy and materials. The less economically sensitive sectors, such as utilities and telecoms proved to be more resilient, outperforming the broader market. In spite of lower interest rates and government initiatives to expand infrastructure development in the region, heightened concerns over the outlook for global growth led to broad increase in investor risk-aversion. In India, the government continued to focus on infrastructure spending, with new projects picking up from a low level. In terms of investment strategy, we continue to have significant exposure in the utilities, telecoms and industrial sectors. Within these areas, we are finding what we believe to be attractive opportunities in both 'growth' (e.g. airports, roads, telecom services) and 'mature' (e.g. utilities, water treatment) stages of the infrastructure life cycle. Looking ahead, although the Asian region is likely to continue to face macroeconomic headwinds for some time, we continue to see plenty of what we consider to be attractive stock opportunities in the infrastructure sector.

Indexed performance*



Cumulative performance*

| in % | YTD | 1 month | 1 year | 3 years | 5 years |
|-------|--------|---------|--------|---------|---------|
| Fund | -7.86 | -3.14 | -7.12 | -3.84 | -11.05 |
| Index | -13.81 | -2.30 | -14.46 | -2.89 | 1.69 |

Calendar year performance*

| in % | 2010 | 2011 | 2012 | 2013 | 2014 |
|-------|------|--------|-------|-------|------|
| Fund | - | -18.11 | 10.02 | -5.35 | 5.13 |
| Index | - | -15.60 | 22.31 | 3.41 | 2.82 |

Standardised rolling 12 month performance**

| in % | 30.09.10 30.09.11 | 30.09.11 30.09.12 | 30.09.12 30.09.13 | 30.09.13 30.09.14 | 30.09.14 30.09.15 |
|------|----------------------|----------------------|----------------------|----------------------|----------------------|
| Fund | -15.18 | 9.06 | -1.56 | 5.17 | -7.12 |

The standardised past performance information is updated on a quarterly basis. Should you require up-to-date past performance information this is available on our website www.invescoeuropa.com or by contacting us.

Past performance is not a guide to future returns. The performance shown does not take account of the commissions and costs incurred on the issue and redemption of units.

* (Source: © 2015 Morningstar) Mid to mid, gross income re-invested to 30 September 2015 unless otherwise stated. The figures do not reflect the entry charge payable by individual investors. **Mid to mid, gross income re-invested to 30 September 2015. All performance data on this factsheet is in the currency of the share class, apart from the index performance which is shown in USD. Reference Index Source: Factset.

Invesco Asia Infrastructure Fund

A (EUR Hgd)-Acc Shares

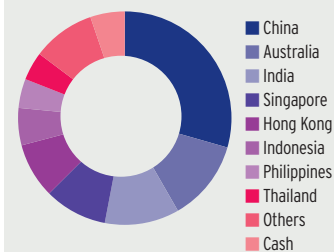
30 September 2015

Holdings and active weights*

(total holdings: 48)

| Top 10 holdings | % | Top 10 positive | + | Top 10 negative | - |
|---------------------------------|-----|--|-----|---|-----|
| APA | 3.6 | APA | 3.4 | Samsung 'Pref' | 3.0 |
| Telstra | 3.6 | Telstra | 3.1 | Taiwan Semiconductor | 2.7 |
| ENN Energy | 3.1 | Jiangsu Expressway | 3.0 | Commonwealth Bank of Australia | 2.4 |
| Jiangsu Expressway | 3.0 | Advanced Info Service | 3.0 | Tencent | 2.4 |
| Advanced Info Service | 3.0 | ENN Energy | 2.9 | Westpac Banking | 1.8 |
| ComfortDelGro | 3.0 | ComfortDelGro | 2.9 | AIA Group | 1.8 |
| Ayala | 2.9 | Ayala | 2.8 | China Construction Bank | 1.6 |
| China Gas | 2.8 | China Gas | 2.7 | National Australia Bank | 1.5 |
| Singapore Telecommunications | 2.7 | Beijing Enterprises Water Group | 2.6 | Australia and New Zealand Banking | 1.5 |
| Beijing Enterprises Water Group | 2.7 | Beijing Capital International Airport Co. H Shares | 2.6 | Industrial and Commercial Bank of China 'H' | 1.2 |

Geographical weightings of the fund in %*



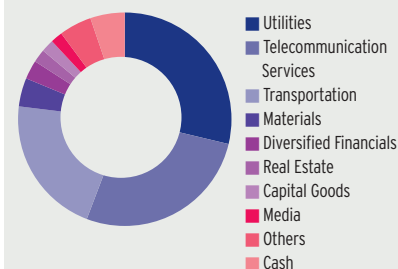
Geographical weightings*

| in % | Fund | Index |
|-------------|------|-------|
| China | 29.4 | 21.4 |
| Australia | 12.3 | 20.6 |
| India | 11.3 | 8.2 |
| Singapore | 9.5 | 4.1 |
| Hong Kong | 8.4 | 10.3 |
| Indonesia | 5.6 | 2.0 |
| Philippines | 4.4 | 1.4 |
| Thailand | 4.3 | 2.1 |
| Others | 9.5 | 30.0 |
| Cash | 5.2 | 0.0 |

Sector weightings*

| in % | Fund | Index |
|----------------------------|------|-------|
| Utilities | 28.7 | 4.0 |
| Telecommunication Services | 27.1 | 6.0 |
| Transportation | 21.1 | 2.8 |
| Materials | 4.3 | 6.6 |
| Diversified Financials | 2.9 | 3.1 |
| Real Estate | 2.0 | 7.2 |
| Capital Goods | 1.9 | 5.5 |
| Media | 1.8 | 0.5 |
| Others | 4.9 | 64.2 |
| Cash | 5.2 | 0.0 |

Sector weightings of the fund in %*



Financial characteristics*

| | |
|--|--------------|
| Average weighted market capitalisation | EUR 16.56 bn |
| Median market capitalisation | EUR 5.64 bn |

NAV and fees

Current NAV

EUR 9.26

12 month price high

EUR 11.07 (27/04/2015)

12 month price low

EUR 9.09 (24/08/2015)

Minimum investment ²

EUR 1,000

Entry charge

Up to 5.00%

Annual management fee

1.5%

Ongoing charges

2.02% (31/08/2014)

Invesco Asia Infrastructure Fund

A (EUR Hgd)-Acc Shares

30 September 2015

Risk Warnings

The value of investments and any income will fluctuate (this may partly be the result of exchange rate fluctuations) and investors may not get back the full amount invested. As a large portion of the fund is invested in less developed countries, you should be prepared to accept significantly large fluctuations of the value of the fund. As this fund is invested in a particular sector, you should be prepared to accept greater fluctuations of the value of the fund than for a fund with a broader investment mandate. The risks described herein are the fund specific material risks. For more information please consult the current fund and share class specific Key Investor Information Document (KIID) and for a complete set of risks the current prospectus. If you are unsure of any of these risks please contact your advisor.

Important Information

¹The original fund launch date in this factsheet is identical with the fund launch date on the KIID.

²The minimum investment amounts are: USD 1,500 / EUR 1,000 / GBP 1,000 / CHF 1,500 / SEK 10,000.

Please contact us or refer to the most up to date Prospectus for details of minimum investment amounts in other currencies.

This share class may not be registered in all countries and dissemination is subject to prior verification of registration status.

This marketing document is exclusively for use by Professional Clients and Financial Advisers in Continental Europe and Qualified Investors in Switzerland. This document is not for consumer use, please do not redistribute. Data as at 30 September 2015, unless otherwise stated. It is not subject to German regulatory requirements that ensure impartiality of financial analysis. Therefore, the prohibition of trading before the release of financial analysis does not apply.

Past performance is not a guide to future returns. Where Invesco has expressed views and opinions, these may change. If investors are unsure if this product is suitable for them, they should seek advice from a financial adviser. **The 12 month high/low price figure calculation is taking the complete last 12 months into account including non-pricing days. The first day of the calculation period might be a non-pricing day with the highest or lowest valid price in the last 12 months. On non-pricing days, the price of the previous pricing-day is utilised to calculate the 12 month high/low price figure.** The distribution and the offering of the fund or its share classes in certain jurisdictions may be restricted by law. Persons into whose possession this document may come are required to inform themselves about and to comply with any relevant restrictions. This does not constitute an offer or solicitation by anyone in any jurisdiction in which such an offer is not authorised or to any person to whom it is unlawful to make such an offer or solicitation. Persons interested in acquiring the fund should inform themselves as to (i) the legal requirements in the countries of their nationality, residence, ordinary residence or domicile; (ii) any foreign exchange controls and (iii) any relevant tax consequences. As with all investments, there are associated risks. This document is by way of information only. Asset management services are provided by Invesco in accordance with appropriate local legislation and regulations. The fund is available only in jurisdictions where its promotion and sale is permitted. Forecasts are not reliable indicators of future performance. The forecasts and market outlook presented in this material reflect subjective judgments and assumptions of the investment manager or its delegate and unexpected events may occur. There can be no assurance that developments will transpire as forecasted in this presentation. Where securities are mentioned in this document they do not necessarily represent a specific portfolio holding and do not constitute a recommendation to purchase, hold or sell. The ongoing charges figure is based on annualised expenses for the period ending 31/08/2014. This figure may vary from year to year. It excludes portfolio transaction costs except in the case of an entry or exit charge paid by the Fund when buying or selling shares/units in another fund. Please refer to the most up to date relevant fund and share class-specific Key Investor Information Document for more information on our funds. Further information on our products is available using the contact details shown. This document is issued in Germany by Invesco Asset Management Deutschland GmbH. This document is issued in Austria by Invesco Asset Management Österreich GmbH and in Switzerland by Invesco Asset Management (Schweiz) AG. Subscriptions of shares are only accepted on the basis of the most up to date legal offering documents. The legal offering documents (fund & share class specific Key Investor Information Document, prospectus, annual and semi-annual reports, articles and trustee deed) are available free of charge from the issuers: Invesco Asset Management Deutschland GmbH, An der Welle 5, D - 60322 Frankfurt am Main; Invesco Asset Management Österreich GmbH, Rotenturmstrasse 16 - 18, A - 1010 Vienna as well as at Erste Bank der oesterreichischen Sparkassen AG, Graben 21, A-1010 Vienna acting as paying agent for funds registered for sale in Austria and Invesco Asset Management (Schweiz) AG, Talacker 34, CH-8001 Zürich, who acts as representative for the funds distributed in Switzerland. Paying agent for the funds distributed in Switzerland: BNP PARIBAS SECURITIES SERVICES, Paris, succursale de Zurich, Selnaustrasse 16; CH - 8002 Zürich. The fund is domiciled in Luxembourg.

© 2015 Morningstar. All rights reserved. The information contained herein: (1) is proprietary to Morningstar and/or its content providers; (2) may not be copied or distributed; and (3) is not warranted to be accurate, complete or timely. Neither Morningstar nor its content providers are responsible for any damages or losses arising from any use of this information.