



Invesco Asia Infrastructure Fund

E-Acc Shares

31 August 2016

This marketing document is exclusively for use by Qualified Investors in Switzerland and Professional Clients in Continental European countries where this specific fund's share class is registered for sale. This document is not for consumer use, please do not redistribute. This document may also be used by financial intermediaries in the United States as defined on page 3 of this document.

Summary of fund objective

The Fund aims to achieve long-term capital growth from investments in a diversified portfolio of Asian securities of issuers which are predominantly engaged in infrastructure activities. For the full objectives and investment policy please consult the current prospectus.

Key facts



Susanta Mazumdar
Singapore
Managed fund since
July 2014



Ishan Sethi
Singapore
Managed fund since
November 2015

Share class launch

31 March 2006

Original fund launch

31 March 2006

Legal status

Luxembourg SICAV with UCITS status

Share class currency

EUR

Share class type

Accumulation

Fund size

EUR 552.46 mn

Reference index

MSCI AC Asia Pacific ex Japan Index-ND

Bloomberg code

INVAIFE LX

ISIN code

LU0243956348

Settlement date

Trade Date + 3 Days

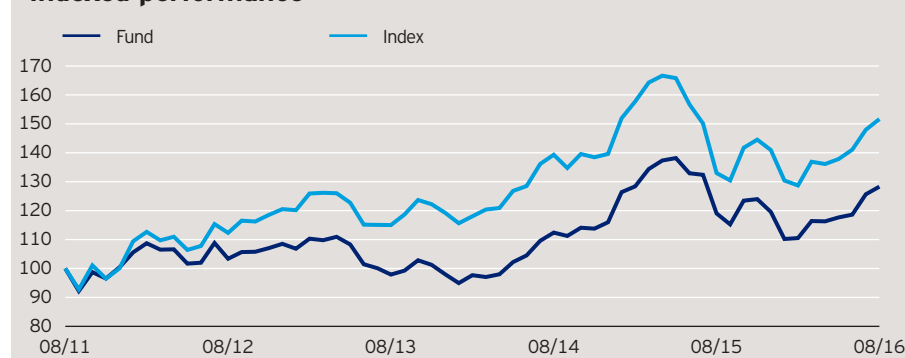
Morningstar Rating™

★★

Quarterly fund commentary

Asia Pacific ex Japan equity markets rose marginally in Q2. Most Asian markets achieved positive total returns on the back of favourable government policies and political developments. Asian infrastructure sector performance was mixed. The telecommunication services and utility sectors rose, while the industrials sector declined across multiple Asian markets. In addition, the rebound in global commodity prices benefited the energy and materials sectors. In our view, there is no change to the Asian economies' fundamentals amidst the latest global events. Infrastructure spending by Asian governments and corporates remains solid. China is continuing with the 'One Belt One Road' initiative, while India is estimated to spend US\$100 billion per annum on infrastructure build-outs over the next few years. In terms of investment strategy, we continue to have a strong tilt toward infrastructure asset owners which tend to have better pricing power and are less dependent on nominal GDP growth. Such stock opportunities are more prevalent in telecoms, utilities and transportation service industries compared to commodity-heavy companies and construction industries. In terms of country positioning, we continue to have a tilt towards China, India and ASEAN countries on the back of favourable industry developments.

Indexed performance*



Cumulative performance*

in %	YTD	1 month	1 year	3 years	5 years
Fund	7.30	2.09	7.77	31.04	28.29
Index	7.60	2.49	14.02	31.85	51.64

Calendar year performance*

in %	2011	2012	2013	2014	2015
Fund	-15.26	8.06	-9.69	18.35	3.08
Index	-12.78	20.43	-1.06	17.08	0.96

Standardised rolling 12 month performance**

in %	30.06.11	30.06.12	30.06.13	30.06.14	30.06.15
	30.06.12	30.06.13	30.06.14	30.06.15	30.06.16
Fund	-7.97	-0.52	3.01	27.16	-10.76

The standardised past performance information is updated on a quarterly basis. Should you require up-to-date past performance information this is available on our website www.invescoeuropa.com or by contacting us.

Past performance is not a guide to future returns. The performance shown does not take account of the commissions and costs incurred on the issue and redemption of units.

*Source: © 2016 Morningstar. Mid to mid, gross income re-invested to 31 August 2016 unless otherwise stated. The figures do not reflect the entry charge payable by individual investors. **Mid to mid, gross income re-invested to 30 June 2016. All performance data on this factsheet is in the currency of the share class. Reference Index Source: Factset.

Invesco Asia Infrastructure Fund

E-Acc Shares

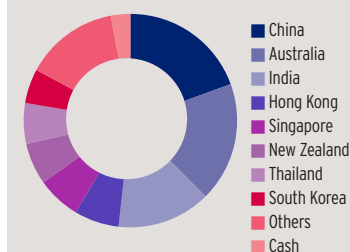
31 August 2016

Holdings and active weights*

(total holdings: 53)

Top 10 holdings	%	Top 10 positive	+	Top 10 negative	-
ENN Energy	3.5	ENN Energy	3.4	Samsung Electronics	3.4
ComfortDelGro	3.2	ComfortDelGro	3.1	Tencent	3.4
Bharti Infratel	2.9	Bharti Infratel	2.8	Taiwan Semiconductor	3.2
China Gas	2.9	Shanghai International Airport	2.8	Alibaba	2.2
Shanghai International Airport	2.8	China Gas	2.8	Commonwealth Bank of Australia	2.1
Advanced Info Service	2.7	Advanced Info Service	2.7	AIA	1.8
Sydney Airport	2.7	TPG Telecom	2.6	Westpac Banking	1.7
TPG Telecom	2.7	Ryman Healthcare	2.6	China Construction Bank	1.5
Ryman Healthcare	2.7	Sydney Airport	2.5	Australia and New Zealand Banking	1.4
Telstra	2.6	Kerry Logistics Network	2.4	National Australia Bank	1.2

Geographical weightings of the fund in %*



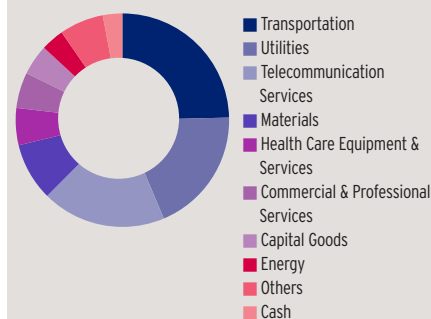
Geographical weightings*

in %	Fund	Index
China	19.4	24.4
Australia	18.1	19.9
India	14.2	7.7
Hong Kong	6.8	9.9
Singapore	6.6	3.3
New Zealand	6.3	0.6
Thailand	6.2	2.2
South Korea	5.2	13.8
Others	14.2	18.2
Cash	3.0	0.0

Sector weightings*

in %	Fund	Index
Transportation	24.6	2.3
Utilities	19.0	3.8
Telecommunication Services	18.8	5.4
Materials	8.8	6.4
Health Care Equipment & Services	5.6	1.2
Commercial & Professional Services	5.4	0.6
Capital Goods	4.6	4.9
Energy	3.5	4.1
Others	6.7	71.3
Cash	3.0	0.0

Sector weightings of the fund in %*



Financial characteristics*

Average weighted market capitalisation	EUR 13.73 bn
Median market capitalisation	EUR 3.53 bn

3 year characteristics**

Alpha	1.05
Beta	0.86
Correlation	0.95
Information ratio	-0.04
Sharpe ratio	0.70
Tracking error in %	4.67
Volatility in %	13.34

For detailed information about the 3 year characteristics please see <http://www.invescoeuropa.com/CE/Glossary.pdf>.

NAV and fees

Current NAV
EUR 12.20
12 month price high
EUR 12.21 (24/08/2016)
12 month price low
EUR 9.88 (12/02/2016)
Minimum investment ¹
EUR 500
Entry charge
Up to 3.00%
Annual management fee
2.25%
Ongoing charges
2.79% (31/08/2015)

Invesco Asia Infrastructure Fund

E-Acc Shares

31 August 2016

Risk Warnings

The value of investments and any income will fluctuate (this may partly be the result of exchange rate fluctuations) and investors may not get back the full amount invested. As a large portion of the fund is invested in less developed countries, you should be prepared to accept significantly large fluctuations of the value of the fund. As this fund is invested in a particular sector, you should be prepared to accept greater fluctuations of the value of the fund than for a fund with a broader investment mandate. The risks described herein are the fund specific material risks. For more information please consult the current fund and share class specific Key Investor Information Document (KIID) and for a complete set of risks the current prospectus.

Important Information

¹The minimum investment amounts are: EUR 500 / USD 650 / GBP 400 / CHF 650 / SEK 4,500.

Please contact us or refer to the most up to date Prospectus for details of minimum investment amounts in other currencies.

This share class may not be registered in all countries and dissemination is subject to prior verification of registration status.

This marketing document is exclusively for use by Professional Clients and Financial Advisers in Continental Europe and Qualified Investors in Switzerland. This document is not for consumer use, please do not redistribute. Data as at 31 August 2016, unless otherwise stated. This marketing document is not subject to regulatory requirements that ensure impartiality of investment recommendations and investment strategy recommendations. Therefore, the prohibition of trading before the release of investment recommendations and investment strategy recommendations does not apply.

Past performance is not a guide to future returns. Where Invesco has expressed views and opinions, these may change. If investors are unsure if this product is suitable for them, they should seek advice from a financial adviser. **The 12 month high/low price figure calculation is taking the complete last 12 months into account including non-pricing days. The first day of the calculation period might be a non-pricing day with the highest or lowest valid price in the last 12 months. On non-pricing days, the price of the previous pricing-day is utilised to calculate the 12 month high/low price figure.** The distribution and the offering of the fund or its share classes in certain jurisdictions may be restricted by law. Persons into whose possession this document may come are required to inform themselves about and to comply with any relevant restrictions. This does not constitute an offer or solicitation by anyone in any jurisdiction in which such an offer is not authorised or to any person to whom it is unlawful to make such an offer or solicitation. Persons interested in acquiring the fund should inform themselves as to (i) the legal requirements in the countries of their nationality, residence, ordinary residence or domicile; (ii) any foreign exchange controls and (iii) any relevant tax consequences. As with all investments, there are associated risks. This document is by way of information only. Asset management services are provided by Invesco in accordance with appropriate local legislation and regulations. The fund is available only in jurisdictions where its promotion and sale is permitted. Forecasts are not reliable indicators of future performance. The forecasts and market outlook presented in this material reflect subjective judgments and assumptions of the investment manager or its delegate and unexpected events may occur. There can be no assurance that developments will transpire as forecasted in this presentation. Where securities are mentioned in this document they do not necessarily represent a specific portfolio holding and do not constitute a recommendation to purchase, hold or sell. The ongoing charges figure is based on annualised expenses for the period ending 31/08/2015. This figure may vary from year to year. It excludes portfolio transaction costs except in the case of an entry or exit charge paid by the Fund when buying or selling shares/units in another fund. Subscriptions of shares are only accepted on the basis of the most up to date legal offering documents. The legal offering documents (fund & share class specific Key Investor Information Document, prospectus, annual and semi-annual reports, articles and trustee deed) are available free of charge with your local Invesco representative or on our website www.invescoeurope.com.

© 2016 Morningstar. All rights reserved. The information contained herein: (1) is proprietary to Morningstar and/or its content providers; (2) may not be copied or distributed; and (3) is not warranted to be accurate, complete or timely. Neither Morningstar nor its content providers are responsible for any damages or losses arising from any use of this information.

Additional information for Switzerland: This document is issued in Switzerland by Invesco Asset Management (Schweiz) AG. The legal offering documents are available free of charge from the issuer of this document: Invesco Asset Management (Schweiz) AG, Talacker 34, CH-8001 Zürich, who acts as representative for the funds distributed in Switzerland. Paying agent for the funds distributed in Switzerland: BNP PARIBAS SECURITIES SERVICES, Paris, succursale de Zurich, Selnaustrasse 16; CH - 8002 Zürich. The fund is domiciled in Luxembourg.

Additional information for Financial Intermediaries in the United States: This material is intended for distributors, platforms, financial advisors and investment managers located in the United States in relation to their activities with offshore clients only. It must not be redistributed to end investors. This document is neither intended for US Persons, nor US residents. This fund must not be marketed on the US soil. This fund is registered for distribution in a limited number of countries, and should an activity create additional obligations (such as a local registration for sale or tax notification) for Invesco, you shall seek the prior formal approval of Invesco before undertaking such activity. Any marketing material you create on the fund for end investors shall also be expressly approved by Invesco. Issued in the US by Invesco Distributors, Inc., 11 Greenway Plaza, Suite 1000, Houston, Texas 77046. Invesco Distributors is the appointed US sub-distributor of the Invesco Funds, SICAV.