



# Invesco Asia Consumer Demand Fund

## A (EUR Hgd)-Acc Shares

31 July 2017

**This marketing document is exclusively for use by Qualified Investors in Switzerland, Professional Clients in Continental European countries as defined in the important information section and Professional Clients in Cyprus. This document is not for consumer use, please do not redistribute.**  
**This document may also be used by financial intermediaries in the United States as defined in the important information section.**

### Summary of fund objective

The objective of the Fund is to achieve long-term capital appreciation by investing at least 70% of the total assets of the Fund in equity securities of Asian companies whose business is likely to benefit from, or is related to growth in domestic consumption in Asian economies, excluding Japan. For the full objectives and investment policy please consult the current prospectus.

### Key facts



**William Yuen**  
 Hong Kong  
 Managed fund since  
 March 2008



**Shekhar Sambhshivan**  
 Hong Kong  
 Managed fund since  
 March 2015

**Share class launch**  
 31 March 2010

**Original fund launch**  
 25 March 2008

**Legal status**  
 Luxembourg SICAV with UCITS status

**Share class currency**  
 EUR

**Share class type**  
 Accumulation

**Fund size**  
 USD 484.20 mn

**Reference index**  
 MSCI AC Asia ex Japan Index-ND

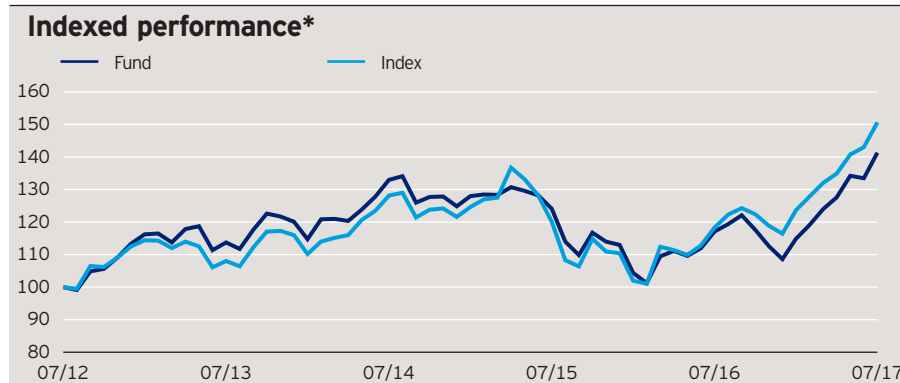
**Bloomberg code**  
 INVASAH LX

**ISIN code**  
 LU0482497442

**Settlement date**  
 Trade Date + 3 Days

### Quarterly fund commentary

Asia ex Japan equities continued to rally in Q2, as earnings improved and domestic growth outlook remained largely favourable. The positive outlook continued to favour some of the Asian consumer sectors. In particular, the internet services sector benefited from continuous earnings upgrades, with consumer themes such as eCommerce and mobile games set on multi-year growth trend. The consumer discretionary sector also enjoyed solid returns in a number of areas from automakers, travel, jewellery, and education services, especially in China. There were also gains amongst India's automakers as the impact of demonetization dissipated. Indian housing finance companies rallied on strong consumer loan growth and positive policy development as the Reserve Bank of India lowered risk weights assigned to home loans. On the other hand, the energy and materials sectors trailed alongside weakened commodity prices. As we remain optimistic on consumer demand in China and India, we are overweight these markets relative to reference index. We expect favourable demographics and government plans to promote domestic demand, which will be positive for investment opportunities in areas such as education, healthcare, autos and tourism.



The performance period shown here starts on the last day of the first indicated month and ends on the last day of the last indicated month.

### Cumulative performance\*

| in %  | YTD   | 1 month | 1 year | 3 years | 5 years |
|-------|-------|---------|--------|---------|---------|
| Fund  | 30.11 | 5.89    | 20.68  | 6.29    | 41.32   |
| Index | 29.38 | 5.35    | 27.34  | 17.57   | 50.64   |

### Calendar year performance\*

| in %  | 2012  | 2013 | 2014 | 2015  | 2016  |
|-------|-------|------|------|-------|-------|
| Fund  | 20.58 | 5.95 | 3.95 | -9.50 | -3.87 |
| Index | 22.36 | 3.07 | 4.80 | -9.17 | 5.44  |

### Standardised rolling 12 month performance\*\*

| in % | 30.06.12<br>30.06.13 | 30.06.13<br>30.06.14 | 30.06.14<br>30.06.15 | 30.06.15<br>30.06.16 | 30.06.16<br>30.06.17 |
|------|----------------------|----------------------|----------------------|----------------------|----------------------|
| Fund | 13.34                | 14.80                | 0.29                 | -12.66               | 19.18                |

The standardised past performance information is updated on a quarterly basis. Should you require up-to-date past performance information this is available on our website [www.invescoeuropa.com](http://www.invescoeuropa.com) or by contacting us.

**Past performance is not a guide to future returns. The performance shown does not take account of the commissions and costs incurred on the issue and redemption of units.**

\*Source: © 2017 Morningstar. Indexed performance: Performance of an investment of 100 in share class currency. Gross income re-invested to 31 July 2017 unless otherwise stated. The figures do not reflect the entry charge payable by individual investors. \*\*Gross income re-invested to 30 June 2017. All performance data on this factsheet is in the currency of the share class, apart from the index performance which is shown in USD. Reference Index Source: Factset.

# Invesco Asia Consumer Demand Fund

## A (EUR Hgd)-Acc Shares

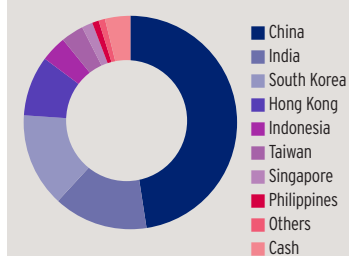
31 July 2017

### Holdings and active weights\*

(total holdings: 54)

| Top 10 holdings      | %   | Top 10 positive         | +   | Top 10 negative                             | -   |
|----------------------|-----|-------------------------|-----|---|-----|
| Tencent              | 7.6 | Baidu ADR               | 3.7 | Taiwan Semiconductor                        | 4.1 |
| Samsung Electronics  | 5.7 | Bajaj Finance           | 3.6 | China Construction Bank                     | 1.6 |
| Baidu ADR            | 5.2 | Hengan International    | 2.8 | Hon Hai Precision Industry                  | 1.4 |
| Alibaba              | 4.9 | Indusind Bank           | 2.4 | Industrial and Commercial Bank of China 'H' | 1.2 |
| Bajaj Finance        | 3.7 | Tencent                 | 2.3 | Housing Development Finance                 | 1.0 |
| Hengan International | 3.0 | Maruti Suzuki India     | 2.3 | Bank of China                               | 0.9 |
| Ctrip ADR            | 2.7 | Ctrip ADR               | 2.2 | CK Hutchison                                | 0.8 |
| AIA                  | 2.6 | Yili                    | 2.1 | SK Hynix                                    | 0.8 |
| Ping An Insurance    | 2.6 | ANTA Sports Products    | 2.0 | Hong Kong Exchanges & Clearing              | 0.8 |
| Maruti Suzuki India  | 2.6 | Tingyi (Cayman Islands) | 1.9 | Reliance                                    | 0.8 |

### Geographical weightings of the fund in %\*



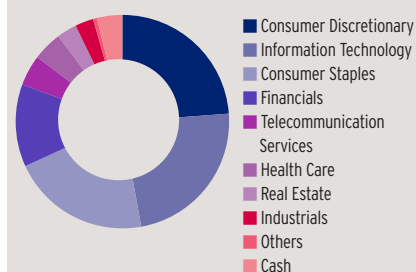
### Geographical weightings\*

| in %        | Fund | Index |
|-------------|------|-------|
| China       | 47.6 | 32.9  |
| India       | 14.3 | 10.3  |
| South Korea | 14.2 | 17.6  |
| Hong Kong   | 9.1  | 11.5  |
| Indonesia   | 3.9  | 2.7   |
| Taiwan      | 3.4  | 13.8  |
| Singapore   | 1.6  | 4.1   |
| Philippines | 1.0  | 1.3   |
| Others      | 1.0  | 5.7   |
| Cash        | 3.8  | 0.0   |

### Sector weightings\*

| in %                       | Fund | Index |
|----------------------------|------|-------|
| Consumer Discretionary     | 23.8 | 9.3   |
| Information Technology     | 23.4 | 30.9  |
| Consumer Staples           | 21.0 | 4.3   |
| Financials                 | 12.5 | 23.6  |
| Telecommunication Services | 4.6  | 4.7   |
| Health Care                | 4.5  | 2.1   |
| Real Estate                | 3.0  | 5.9   |
| Industrials                | 2.8  | 7.3   |
| Others                     | 0.6  | 11.8  |
| Cash                       | 3.8  | 0.0   |

### Sector weightings of the fund in %\*



### Financial characteristics\*

|  |              |
|--|--------------|
| Average weighted market capitalisation | EUR 78.60 bn |
| Median market capitalisation           | EUR 7.79 bn  |

### NAV and fees

#### Current NAV

EUR 11.32

#### 12 month price high

EUR 11.32 (31/07/2017)

#### 12 month price low

EUR 8.52 (23/12/2016)

#### Minimum investment <sup>1</sup>

EUR 1,000

#### Entry charge

Up to 5.00%

#### Annual management fee

1.5%

#### Ongoing charges

2.01% (31/08/2016)

# Invesco Asia Consumer Demand Fund

## A (EUR Hgd)-Acc Shares

31 July 2017

### Risk Warnings

The value of investments and any income will fluctuate (this may partly be the result of exchange rate fluctuations) and investors may not get back the full amount invested. As a large portion of the fund is invested in less developed countries, you should be prepared to accept significantly large fluctuations of the value of the fund. The risks described herein are the fund specific material risks. For more information please consult the current fund and share class specific Key Investor Information Document (KIID) and for a complete set of risks the current prospectus.

### Important Information

<sup>1</sup>The minimum investment amounts are: USD 1,500 / EUR 1,000 / GBP 1,000 / CHF 1,500 / SEK 10,000. Please contact us or refer to the most up to date Prospectus for details of minimum investment amounts in other currencies.

**This share class may not be registered in all countries and dissemination is subject to prior verification of registration status.**

**This marketing document is exclusively for use by Professional Clients in Continental Europe and Cyprus and Qualified Investors in Switzerland. This document is not for consumer use, please do not redistribute. For the purpose of the distribution of this document Continental Europe is defined as Austria, Belgium, Switzerland, Germany, Spain, Finland, France, Greece, Italy, Liechtenstein, Luxembourg, Netherlands, Norway, Sweden. Data as at 31 July 2017, unless otherwise stated. This marketing document is not subject to regulatory requirements that ensure impartiality of investment recommendations and investment strategy recommendations. Therefore, the prohibition of trading before the release of investment recommendations and investment strategy recommendations does not apply.**

The performance data shown relates to a past period. Past performance is not a guide to future returns. Where individuals or the business have expressed opinions, they are based on current market conditions, they may differ from those of other investment professionals and are subject to change without notice and are not to be construed as investment advice. If investors are unsure if this product is suitable for them, they should seek advice from a financial adviser. The distribution and the offering of the fund or its share classes in certain jurisdictions may be restricted by law. Persons into whose possession this document may come are required to inform themselves about and to comply with any relevant restrictions. This does not constitute an offer or solicitation by anyone in any jurisdiction in which such an offer is not authorised or to any person to whom it is unlawful to make such an offer or solicitation. Persons interested in acquiring the fund should inform themselves as to (i) the legal requirements in the countries of their nationality, residence, ordinary residence or domicile; (ii) any foreign exchange controls and (iii) any relevant tax consequences. Any scheme provided by the Cyprus regulatory system, for the protection of retail clients, does not apply to offshore investments. Compensation under any such scheme will not be available. As with all investments, there are associated risks. This document is by way of information only. Asset management services are provided by Invesco in accordance with appropriate local legislation and regulations where applicable. The Invesco Asia Consumer Demand Fund is subject to the provisions of the European Directive 2009/65/EC. The fund is available only in jurisdictions where its promotion and sale is permitted. Forecasts are not reliable indicators of future performance. The forecasts and market outlook presented in this material reflect subjective judgments and assumptions of the investment manager or its delegate and unexpected events may occur. There can be no assurance that developments will transpire as forecasted in this presentation. This document is marketing material and is not intended as a recommendation to invest in any particular asset class, security or strategy. Regulatory requirements that require impartiality of investment/investment strategy recommendations are therefore not applicable nor are any prohibitions to trade before publication. The information provided is for illustrative purposes only, it should not be relied upon as recommendations to buy or sell securities. The ongoing charges figure is based on annualised expenses for the period ending 31/08/2016. This figure may vary from year to year. It excludes portfolio transaction costs except in the case of an entry or exit charge paid by the Fund when buying or selling shares/units in another fund. Please refer to the most up to date relevant fund and share class-specific Key Investor Information Document for more information on our funds. Further information on our products is available in English using the contact details shown. Subscriptions of shares are only accepted on the basis of the most up to date legal offering documents. The legal offering documents (fund & share class specific Key Investor Information Document, prospectus, annual and semi-annual reports, articles and trustee deed) are available free of charge with your local Invesco representative or on our website [www.invescoeuropa.com](http://www.invescoeuropa.com).

© 2017 Morningstar. All rights reserved. The information contained herein: (1) is proprietary to Morningstar and/or its content providers; (2) may not be copied or distributed; and (3) is not warranted to be accurate, complete or timely. Neither Morningstar nor its content providers are responsible for any damages or losses arising from any use of this information.

**Additional information for Germany, Austria, Switzerland and Liechtenstein:** This document is issued in Germany by Invesco Asset Management Deutschland GmbH. This document is issued in Austria by Invesco Asset Management Österreich - Zweigniederlassung der Invesco Asset Management Deutschland GmbH and in Switzerland as well as Liechtenstein by Invesco Asset Management (Schweiz) AG. The legal offering documents are available free of charge from the issuer of this document: Invesco Asset Management Deutschland GmbH, An der Welle 5, D - 60322 Frankfurt am Main; Invesco Asset Management Österreich - Zweigniederlassung der Invesco Asset Management Deutschland GmbH, Rotenturmstrasse 16 - 18, 1010 Vienna as well as at Erste Bank der oesterreichischen Sparkassen AG, Graben 21, A-1010 Vienna acting as paying agent for funds registered for sale in Austria and Invesco Asset Management (Schweiz) AG, Talacker 34, CH-8001 Zürich, who acts as representative for the funds distributed in Switzerland. In Liechtenstein the KIID and Prospectus are available in German and English on [www.fundinfo.com](http://www.fundinfo.com), respectively. Paying agent for the funds distributed in Switzerland: BNP PARIBAS SECURITIES SERVICES, Paris, succursale de Zurich, Selnaustrasse 16; CH - 8002 Zürich. Paying agent in Liechtenstein: LGT Bank AG, Herrengasse 12, 9490 Vaduz. The fund is domiciled in Luxembourg.

**Additional information for Cyprus:** This document is issued in Cyprus by Invesco Global Asset Management DAC, Central Quay, Riverside IV, Sir John Rogerson's Quay, Dublin 2, Ireland. Regulated in Ireland by the Central Bank of Ireland.

**Additional information for Financial Intermediaries in the United States:** This document is intended for distribution to US financial intermediaries for informational purposes and in relation to their activities with offshore clients only. The Funds are not registered under any US securities law, and may not be offered or sold directly or indirectly in the US, its territories or possessions, nor to any US persons, citizens or residents. The Fund must not be marketed on US soil. This does not constitute a recommendation of any investment strategy or product for a particular investor. Investors should consult a financial professional before making any investment decisions. Issued in the US by Invesco Distributors, Inc., 11 Greenway Plaza, Suite 1000, Houston, Texas 77046, USA. Invesco Distributors, Inc. is the appointed US sub-distributor of the Invesco Funds, SICAV or Invesco Fund Series 1-6. All entities are indirect, wholly owned subsidiaries of Invesco Ltd.