



Invesco Asia Consumer Demand Fund C (EUR Hgd)-Acc Shares

30 November 2016

This marketing document is exclusively for use by Qualified Investors in Switzerland and Professional Clients in Continental European countries where this specific fund's share class is registered for sale. This document is not for consumer use, please do not redistribute. This document may also be used by financial intermediaries in the United States as defined on page 3 of this document.

Summary of fund objective

The objective of the Fund is to achieve long-term capital appreciation by investing at least 70% of the total assets of the Fund in equity securities of Asian companies whose business is likely to benefit from, or is related to growth in domestic consumption in Asian economies, excluding Japan. For the full objectives and investment policy please consult the current prospectus.

Key facts



William Yuen
Hong Kong
Managed fund since
March 2008



Shekhar
Sambhshivan
Hong Kong
Managed fund since
March 2015

Share class launch

31 March 2010

Original fund launch

25 March 2008

Legal status

Luxembourg SICAV with UCITS status

Share class currency

EUR

Share class type

Accumulation

Fund size

USD 323.83 mn

Reference index

MSCI AC Asia ex Japan Index-ND

Bloomberg code

INVASCH LX

ISIN code

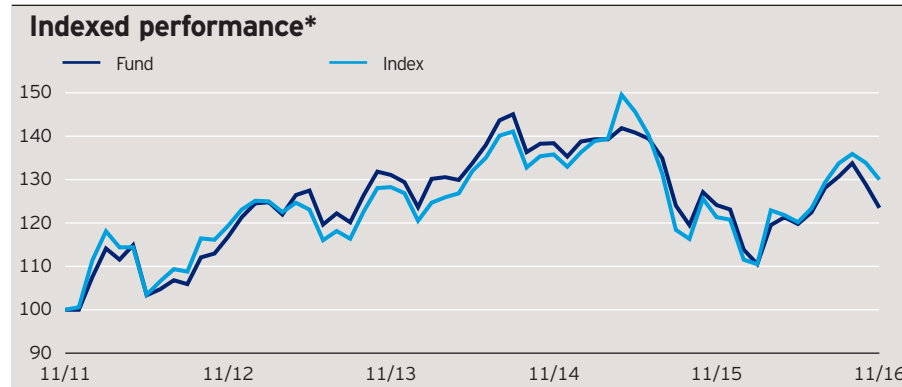
LU0482497525

Settlement date

Trade Date + 3 Days

Quarterly fund commentary

Most Asia ex Japan equity markets made good gains in Q3 supported by improved macroeconomic conditions and positive earnings surprises, as well as continued investor flows into emerging markets. Greater China equity markets led while ASEAN markets tended to lag. There were mixed returns across consumer sectors: consumer discretionary outperformed the broader market as did IT services companies; while the less economically sensitive consumer staples and healthcare sectors underperformed. Within the consumer discretionary sector, autos companies in India and China led, along with Chinese e-commerce companies, buoyed by a broad-based improvement in Chinese economic activity and government policy in India. In the healthcare sector, South Korean pharmaceutical companies faced short-term earnings headwinds, while in consumer staples, heightened concerns over muted top-line growth and companies' pricing ability weighed on sector returns. Looking ahead, we are optimistic that consumption in Asia will continue to support growth given favourable wage conditions and the low level of household debt. In India, consumers are also expected to enjoy rising incomes, which will be positive for consumer spending. The fund's primary focus is on consumer-related sectors in Asia, such as consumer discretionary/staples and healthcare, as we believe these sectors will continue to be sources of sustainable growth.



Cumulative performance*

in %	YTD	1 month	1 year	3 years	5 years
Fund	0.31	-4.18	-0.52	-5.78	23.49
Index	7.65	-2.88	7.14	1.36	30.00

Calendar year performance*

in %	2011	2012	2013	2014	2015
Fund	-19.86	21.31	6.67	4.56	-9.01
Index	-17.31	22.36	3.07	4.80	-9.17

Standardised rolling 12 month performance**

in %	30.09.11 30.09.12	30.09.12 30.09.13	30.09.13 30.09.14	30.09.14 30.09.15	30.09.15 30.09.16
Fund	12.50	12.83	7.82	-12.34	11.92

The standardised past performance information is updated on a quarterly basis. Should you require up-to-date past performance information this is available on our website www.invescoeuropa.com or by contacting us.

Past performance is not a guide to future returns. The performance shown does not take account of the commissions and costs incurred on the issue and redemption of units.

*Source: © 2016 Morningstar. Mid to mid, gross income re-invested to 30 November 2016 unless otherwise stated. The figures do not reflect the entry charge payable by individual investors. **Mid to mid, gross income re-invested to 30 September 2016. All performance data on this factsheet is in the currency of the share class, apart from the index performance which is shown in USD. Reference Index Source: Factset.

Invesco Asia Consumer Demand Fund

C (EUR Hgd)-Acc Shares

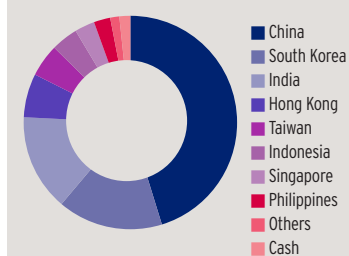
30 November 2016

Holdings and active weights*

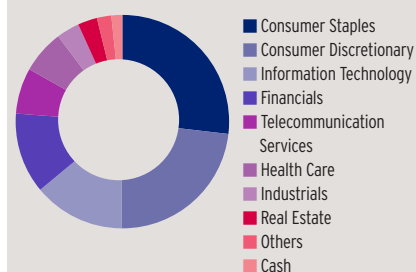
(total holdings: 45)

Top 10 holdings	%	Top 10 positive	+	Top 10 negative	-
Tencent	7.2	Bajaj Finance	3.7	Taiwan Semiconductor	4.2
Bajaj Finance	3.8	Tingyi (Cayman Islands)	3.3	Samsung Electronics	2.1
China Mobile	3.5	Brilliance China Automotive	3.1	China Construction Bank	1.9
Tingyi (Cayman Islands)	3.4	Hengan International	3.0	Alibaba	1.7
Ping An Insurance	3.2	Tencent	3.0	Industrial and Commercial Bank of China 'H'	1.3
Brilliance China Automotive	3.2	President Chain Store	2.6	Hon Hai Precision Industry	1.2
Hengan International	3.1	Ctrip ADR	2.6	Bank of China	1.1
Ctrip ADR	3.1	Vipshop	2.6	CK Hutchison	1.0
American Institute of Architects	3.0	China Mengniu Dairy	2.4	Hong Kong Exchanges & Clearing	0.9
Baidu ADR	2.8	Ping An Insurance	2.4	Housing Development Finance	0.8

Geographical weightings of the fund in %*



Sector weightings of the fund in %*



Geographical weightings*

in %	Fund	Index
China	45.2	31.6
South Korea	15.9	17.0
India	14.6	9.5
Hong Kong	6.6	12.8
Taiwan	5.0	14.5
Indonesia	4.1	3.0
Singapore	3.0	4.3
Philippines	2.5	1.4
Others	1.4	6.0
Cash	1.7	0.0

Sector weightings*

in %	Fund	Index
Consumer Staples	26.8	5.0
Consumer Discretionary	23.3	9.7
Information Technology	13.9	27.3
Financials	12.2	24.2
Telecommunication Services	6.9	5.5
Health Care	6.6	2.4
Industrials	3.5	7.9
Real Estate	2.9	5.8
Others	2.2	12.2
Cash	1.7	0.0

Financial characteristics*

Average weighted market capitalisation	EUR 45.56 bn
Median market capitalisation	EUR 7.41 bn

NAV and fees

Current NAV

EUR 9.62

12 month price high

EUR 10.59 (05/10/2016)

12 month price low

EUR 8.45 (12/02/2016)

Minimum investment ¹

EUR 800,000

Entry charge

Up to 5.00%

Annual management fee

1.0%

Ongoing charges

1.42% (31/08/2015)

Invesco Asia Consumer Demand Fund

C (EUR Hgd)-Acc Shares

30 November 2016

Risk Warnings

The value of investments and any income will fluctuate (this may partly be the result of exchange rate fluctuations) and investors may not get back the full amount invested. As a large portion of the fund is invested in less developed countries, you should be prepared to accept significantly large fluctuations of the value of the fund. The risks described herein are the fund specific material risks. For more information please consult the current fund and share class specific Key Investor Information Document (KIID) and for a complete set of risks the current prospectus.

Important Information

¹The minimum investment amounts are: USD 1,000,000 / EUR 800,000 / GBP 600,000 / CHF 1,000,000 / SEK 7,000,000. Please contact us or refer to the most up to date Prospectus for details of minimum investment amounts in other currencies.

This share class may not be registered in all countries and dissemination is subject to prior verification of registration status.

This marketing document is exclusively for use by Professional Clients and Financial Advisers in Continental Europe and Qualified Investors in Switzerland. This document is not for consumer use, please do not redistribute. Data as at 30 November 2016, unless otherwise stated. This marketing document is not subject to regulatory requirements that ensure impartiality of investment recommendations and investment strategy recommendations. Therefore, the prohibition of trading before the release of investment recommendations and investment strategy recommendations does not apply.

Previous Benchmark: MSCI AC Asia Pacific ex Japan ND up to 30 September 2011. Past performance is not a guide to future returns. Where Invesco has expressed views and opinions, these may change. If investors are unsure if this product is suitable for them, they should seek advice from a financial adviser. The distribution and the offering of the fund or its share classes in certain jurisdictions may be restricted by law. Persons into whose possession this document may come are required to inform themselves about and to comply with any relevant restrictions. This does not constitute an offer or solicitation by anyone in any jurisdiction in which such an offer is not authorised or to any person to whom it is unlawful to make such an offer or solicitation. Persons interested in acquiring the fund should inform themselves as to (i) the legal requirements in the countries of their nationality, residence, ordinary residence or domicile; (ii) any foreign exchange controls and (iii) any relevant tax consequences. As with all investments, there are associated risks. This document is by way of information only. Asset management services are provided by Invesco in accordance with appropriate local legislation and regulations. The fund is available only in jurisdictions where its promotion and sale is permitted. Forecasts are not reliable indicators of future performance. The forecasts and market outlook presented in this material reflect subjective judgments and assumptions of the investment manager or its delegate and unexpected events may occur. There can be no assurance that developments will transpire as forecasted in this presentation. Where securities are mentioned in this document they do not necessarily represent a specific portfolio holding and do not constitute a recommendation to purchase, hold or sell. The ongoing charges figure is based on annualised expenses for the period ending 31/08/2015. This figure may vary from year to year. It excludes portfolio transaction costs except in the case of an entry or exit charge paid by the Fund when buying or selling shares/units in another fund. This document is issued in Liechtenstein by Invesco Asset Management (Schweiz) AG, Talacker 34, CH-8001 Zürich. The paying agent in Liechtenstein is LGT Bank AG, Herrengasse 12, FL-9490 Vaduz and the legal offering documents are available on www.fundinfo.com. Subscriptions of shares are only accepted on the basis of the most up to date legal offering documents. The legal offering documents (fund & share class specific Key Investor Information Document, prospectus, annual and semi-annual reports, articles and trustee deed) are available free of charge with your local Invesco representative or on our website www.invescoeurope.com.

© 2016 Morningstar. All rights reserved. The information contained herein: (1) is proprietary to Morningstar and/or its content providers; (2) may not be copied or distributed; and (3) is not warranted to be accurate, complete or timely. Neither Morningstar nor its content providers are responsible for any damages or losses arising from any use of this information.

Additional information for Germany, Austria and Switzerland: This document is issued in Germany by Invesco Asset Management Deutschland GmbH. This document is issued in Austria by Invesco Asset Management Österreich GmbH and in Switzerland by Invesco Asset Management (Schweiz) AG. The legal offering documents are available free of charge from the issuer of this document: Invesco Asset Management Deutschland GmbH, An der Welle 5, D - 60322 Frankfurt am Main; Invesco Asset Management Österreich GmbH, Rotenturmstrasse 16 - 18, A - 1010 Vienna as well as at Erste Bank der oesterreichischen Sparkassen AG, Graben 21, A-1010 Vienna acting as paying agent for funds registered for sale in Austria and Invesco Asset Management (Schweiz) AG, Talacker 34, CH-8001 Zürich, who acts as representative for the funds distributed in Switzerland. Paying agent for the funds distributed in Switzerland: BNP PARIBAS SECURITIES SERVICES, Paris, succursale de Zurich, Selnaustrasse 16; CH - 8002 Zürich. The fund is domiciled in Luxembourg.