



# Invesco Asia Consumer Demand Fund

## A (EUR)-AD Shares

30 November 2017

**This marketing document is exclusively for use by Qualified Investors in Switzerland and Professional Clients in Continental European countries as defined in the important information section. This document is not for consumer use, please do not redistribute. This document may also be used by financial intermediaries in the United States as defined in the important information section.**

### Summary of fund objective

The objective of the Fund is to achieve long-term capital appreciation by investing at least 70% of the total assets of the Fund in equity securities of Asian companies whose business is likely to benefit from, or is related to growth in domestic consumption in Asian economies, excluding Japan. For the full objectives and investment policy please consult the current prospectus.

### Key facts



William Yuen  
Hong Kong  
Managed fund since  
March 2008



Shekhar  
Sambhshivan  
Hong Kong  
Managed fund since  
March 2015

#### Share class launch

23 July 2014

#### Original fund launch

25 March 2008

#### Legal status

Luxembourg SICAV with UCITS status

#### Share class currency

EUR

#### Share class type

Income

#### Fund size

USD 619.32 mn

#### Reference index

MSCI AC Asia ex Japan Index-ND

#### Bloomberg code

INVIAD LX

#### ISIN code

LU1075207834

#### Settlement date

Trade Date + 3 Days

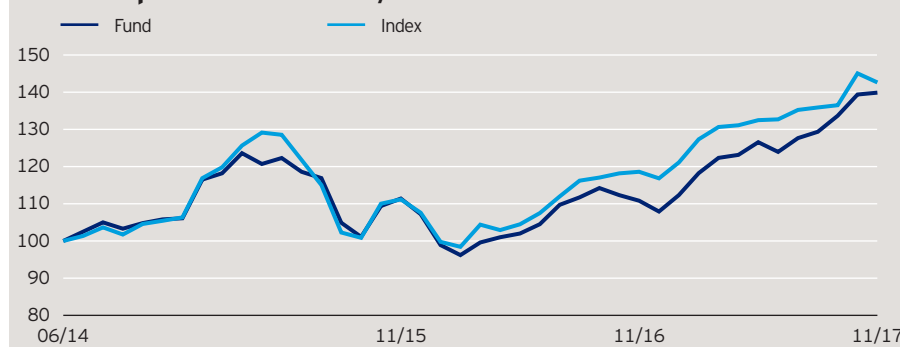
#### Morningstar Rating™

★★★★

### Quarterly fund commentary

Asia ex Japan equities continued to rally in Q3 given the positive outlook for earnings and favourable macroeconomic conditions. Regional manufacturing surveys for the quarter showed a good positive trend which boded well for broader consumption. Retail sales data across the region was also robust. Of the consumer related sectors that drove market performance, the internet services industry benefited from further upgrades to earnings expectations. In particular, Chinese internet leaders performed well thanks to pioneering efforts in the integration of artificial intelligence, big data and cloud solutions. In consumer discretionary sector, Chinese automobile companies made strong gains on robust vehicle sales data. Looking ahead, we continue to believe that consumer demand is a secular trend driving growth in Asia. We favour companies that are able to profit from the changing consumer dynamics in the region. This has led to meaningful exposure in the consumer discretionary, staples and internet services sectors. We are particularly optimistic on China and India's consumption story, as these two markets continue to be underpinned by favourable demographics such as rising middle-class and robust income growth.

#### Indexed performance 23 July 2014 - 30 November 2017\*



Each period starts at the end of the indicated month. The first indicated month may not represent a full month and may start only on the launch/restructuring date indicated in the headline.

### Cumulative performance\*

in %	YTD	1 month	1 year	3 years	Since inception
Fund	29.62	0.36	26.22	32.21	39.88
Index	22.07	-1.68	20.25	35.28	42.62

### Calendar year performance\*

in %	2012	2013	2014	2015	2016
Fund	-	-	-	1.04	0.67
Index	-	-	-	1.18	8.60

### Standardised rolling 12 month performance\*\*

in %	30.09.12	30.09.13	30.09.14	30.09.15	30.09.16	30.09.17
Fund	-	-	-2.13	12.98	17.02	

The standardised rolling 12 month performance information is updated on a quarterly basis beginning one year after the share class launch. As the share class was launched on 23 July 2014, data is not available for the complete period covered by the table. Should you require up-to-date past performance information this is available on our website [www.invescoeuropa.com](http://www.invescoeuropa.com) or by contacting us.

Past performance is not a guide to future returns. The performance shown does not take account of the commissions and costs incurred on the issue and redemption of units.

\*Source: © 2017 Morningstar. Indexed performance: Performance of an investment of 100 in share class currency. Gross income re-invested to 30 November 2017 unless otherwise stated. The figures do not reflect the entry charge payable by individual investors. \*\*Gross income re-invested to 30 September 2017. All performance data on this factsheet is in the currency of the share class. Reference Index Source: Factset.

# Invesco Asia Consumer Demand Fund

## A (EUR)-AD Shares

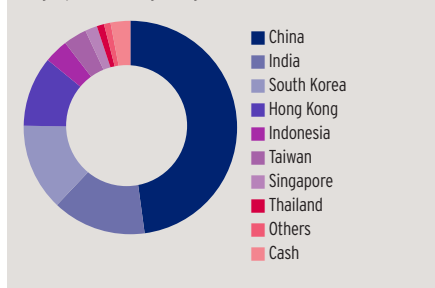
30 November 2017

### Holdings and active weights\*

(total holdings: 59)

Top 10 holdings	%	Top 10 positive	+	Top 10 negative	-
Tencent	6.8	Bajaj Finance	2.8	Taiwan Semiconductor	4.1
Samsung Electronics	5.3	Hengan International	2.8	China Construction Bank	1.6
Alibaba	4.7	Ctrip ADR	2.4	Industrial and Commercial Bank of China 'H'	1.3
China Mobile	3.4	Yili	2.3	Hon Hai Precision Industry	1.1
Hengan International	2.9	Maruti Suzuki India	2.1	SK Hynix	0.9
Bajaj Finance	2.9	China Mobile	2.0	Housing Development Finance	0.9
Ctrip ADR	2.8	President Chain Store	2.0	Bank of China	0.9
Ping An Insurance	2.6	Sino Biopharmaceutical	1.9	Reliance	0.8
AIA	2.5	Indusind Bank	1.9	Samsung Electronics Pfd	0.8
Maruti Suzuki India	2.4	Fuyao Glass Industry	1.9	CK Hutchison	0.7

### Geographical weightings of the fund in %\*



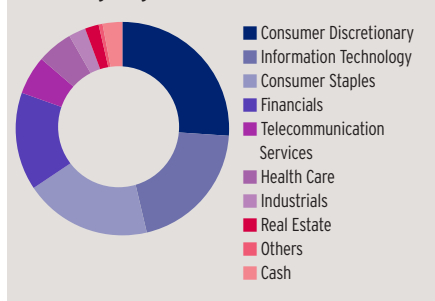
### Geographical weightings\*

in %	Fund	Index
China	47.9	34.4
India	14.2	9.9
South Korea	13.2	17.9
Hong Kong	10.6	11.2
Indonesia	3.6	2.5
Taiwan	3.5	13.1
Singapore	1.8	4.1
Thailand	1.1	2.6
Others	1.0	4.3
Cash	3.0	0.0

### Sector weightings\*

in %	Fund	Index
Consumer Discretionary	26.1	9.3
Information Technology	20.3	32.3
Consumer Staples	19.3	4.4
Financials	14.8	23.2
Telecommunication Services	5.9	4.3
Health Care	5.4	2.2
Industrials	2.6	6.9
Real Estate	2.1	5.9
Others	0.6	11.5
Cash	3.0	0.0

### Sector weightings of the fund in %\*



### Financial characteristics\*

Average weighted market capitalisation	EUR 81.20 bn
Median market capitalisation	EUR 9.05 bn

### NAV and fees

#### Current NAV

EUR 13.96

#### 12 month price high

EUR 14.65 (21/11/2017)

#### 12 month price low

EUR 10.65 (23/12/2016)

#### Minimum investment <sup>1</sup>

EUR 1,000

#### Entry charge

Up to 5.00%

#### Annual management fee

1.5%

#### Ongoing charges

2.02% (28/02/2017)

# Invesco Asia Consumer Demand Fund

## A (EUR)-AD Shares

30 November 2017

### Risk Warnings

The value of investments and any income will fluctuate (this may partly be the result of exchange rate fluctuations) and investors may not get back the full amount invested. As a large portion of the fund is invested in less developed countries, you should be prepared to accept significantly large fluctuations of the value of the fund. The risks described herein are the fund specific material risks. For more information please consult the current fund and share class specific Key Investor Information Document (KIID) and for a complete set of risks the current prospectus.

### Important Information

<sup>1</sup>The minimum investment amounts are: USD 1,500 / EUR 1,000 / GBP 1,000 / CHF 1,500 / SEK 10,000. Please contact us or refer to the most up to date Prospectus for details of minimum investment amounts in other currencies.

This share class may not be registered in all countries and dissemination is subject to prior verification of registration status.

This marketing document is exclusively for use by Professional Clients and Financial Advisers in Continental Europe and Qualified Investors in Switzerland. This document is not for consumer use, please do not redistribute. For the purpose of the distribution of this document Continental Europe is defined as Austria, Belgium, Switzerland, Germany, Spain, Finland, France, Liechtenstein, Luxembourg, Netherlands. Data as at 30 November 2017, unless otherwise stated. This marketing document is not subject to regulatory requirements that ensure impartiality of investment recommendations and investment strategy recommendations. Therefore, the prohibition of trading before the release of investment recommendations and investment strategy recommendations does not apply.

Past performance is not a guide to future returns. Where individuals or the business have expressed opinions, they are based on current market conditions, they may differ from those of other investment professionals and are subject to change without notice and are not to be construed as investment advice. If investors are unsure if this product is suitable for them, they should seek advice from a financial adviser. The distribution and the offering of the fund or its share classes in certain jurisdictions may be restricted by law. Persons into whose possession this document may come are required to inform themselves about and to comply with any relevant restrictions. This does not constitute an offer or solicitation by anyone in any jurisdiction in which such an offer is not authorised or to any person to whom it is unlawful to make such an offer or solicitation. Persons interested in acquiring the fund should inform themselves as to (i) the legal requirements in the countries of their nationality, residence, ordinary residence or domicile; (ii) any foreign exchange controls and (iii) any relevant tax consequences. As with all investments, there are associated risks. This document is by way of information only. Asset management services are provided by Invesco in accordance with appropriate local legislation and regulations where applicable. The fund is available only in jurisdictions where its promotion and sale is permitted. Forecasts are not reliable indicators of future performance. The forecasts and market outlook presented in this material reflect subjective judgments and assumptions of the investment manager or its delegate and unexpected events may occur. There can be no assurance that developments will transpire as forecasted in this presentation. This document is marketing material and is not intended as a recommendation to invest in any particular asset class, security or strategy. Regulatory requirements that require impartiality of investment/investment strategy recommendations are therefore not applicable nor are any prohibitions to trade before publication. The information provided is for illustrative purposes only, it should not be relied upon as recommendations to buy or sell securities. The ongoing charges figure is based on annualised expenses for the period ending 28/02/2017. This figure may vary from year to year. It excludes portfolio transaction costs except in the case of an entry or exit charge paid by the Fund when buying or selling shares/units in another fund. Please refer to the most up to date relevant fund and share class-specific Key Investor Information Document for more information on our funds. Further information on our products is available in English using the contact details shown. Subscriptions of shares are only accepted on the basis of the most up to date legal offering documents. The legal offering documents (fund & share class specific Key Investor Information Document, prospectus, annual and semi-annual reports, articles and trustee deed) are available free of charge with your local Invesco representative or on our website [www.invescoeurope.com](http://www.invescoeurope.com).

© 2017 Morningstar. All rights reserved. The information contained herein: (1) is proprietary to Morningstar and/or its content providers; (2) may not be copied or distributed; and (3) is not warranted to be accurate, complete or timely. Neither Morningstar nor its content providers are responsible for any damages or losses arising from any use of this information.

**Additional information for Germany, Austria, Switzerland and Liechtenstein:** This document is issued in Germany by Invesco Asset Management Deutschland GmbH. This document is issued in Austria by Invesco Asset Management Österreich - Zweigniederlassung der Invesco Asset Management Deutschland GmbH and in Switzerland as well as Liechtenstein by Invesco Asset Management (Schweiz) AG. The legal offering documents are available free of charge from the issuer of this document: Invesco Asset Management Deutschland GmbH, An der Welle 5, D - 60322 Frankfurt am Main; Invesco Asset Management Österreich - Zweigniederlassung der Invesco Asset Management Deutschland GmbH, Rotenturmstrasse 16 - 18, 1010 Vienna as well as at Erste Bank der oesterreichischen Sparkassen AG, Graben 21, A-1010 Vienna acting as paying agent for funds registered for sale in Austria and Invesco Asset Management (Schweiz) AG, Talacker 34, CH-8001 Zürich, who acts as representative for the funds distributed in Switzerland. In Liechtenstein the KIID and Prospectus are available in German and English on [www.fundinfo.com](http://www.fundinfo.com), respectively. Paying agent for the funds distributed in Switzerland: BNP PARIBAS SECURITIES SERVICES, Paris, succursale de Zurich, Selnaustrasse 16; CH - 8002 Zürich. Paying agent in Liechtenstein: LGT Bank AG, Herrengasse 12, 9490 Vaduz. The fund is domiciled in Luxembourg.

**Additional information for Financial Intermediaries in the United States:** This document is intended for distribution to US financial intermediaries for informational purposes and in relation to their activities with offshore clients only. The Funds are not registered under any US securities law, and may not be offered or sold directly or indirectly in the US, its territories or possessions, nor to any US persons, citizens or residents. The Fund must not be marketed on US soil. This does not constitute a recommendation of any investment strategy or product for a particular investor. Investors should consult a financial professional before making any investment decisions. Issued in the US by Invesco Distributors, Inc., 11 Greenway Plaza, Suite 1000, Houston, Texas 77046, USA. Invesco Distributors, Inc. is the appointed US sub-distributor of the Invesco Funds, SICAV or Invesco Fund Series 1-6. All entities are indirect, wholly owned subsidiaries of Invesco Ltd.