



# Invesco Asia Consumer Demand Fund

## A (EUR)-AD Shares

31 July 2016

**This marketing document is exclusively for use by Qualified Investors in Switzerland and Professional Clients in Continental European countries where this specific fund's share class is registered for sale. This document is not for consumer use, please do not redistribute.**

### Summary of fund objective

The objective of the Fund is to achieve long-term capital appreciation by investing at least 70% of the total assets of the Fund in equity securities of Asian companies whose business is likely to benefit from, or is related to growth in domestic consumption in Asian economies, excluding Japan. For the full objectives and investment policy please consult the current prospectus.

### Key facts



William Yuen  
Hong Kong  
Managed fund since  
March 2008



Shekhar Sambhshivan  
Hong Kong  
Managed fund since  
March 2015

#### Share class launch

23 July 2014

#### Original fund launch <sup>1</sup>

25 March 2008

#### Legal status

Luxembourg SICAV with UCITS status

#### Share class currency

EUR

#### Share class type

Income

#### Fund size

EUR 315.94 mn

#### Reference index

MSCI AC Asia ex Japan Index-ND

#### Bloomberg code

INVADE LX

#### ISIN code

LU1075207834

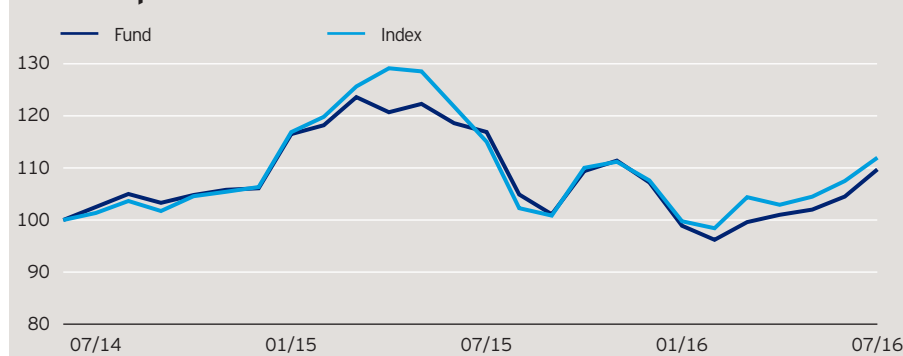
#### Settlement date

Trade Date + 3 Days

### Quarterly fund commentary

Asia ex Japan equity markets rose marginally in Q2. Most Asian markets achieved positive total returns on the back of favourable government policies and political developments. ASEAN equity markets led market gains, while the South Korean and Chinese equity markets lagged. There was a wide dispersion of returns across Asian consumer sectors. The consumer discretionary and healthcare sectors declined, while the consumer staple companies rallied and strongly outperformed other non-consumer sectors. Within the consumer discretionary sector, performance weakness was concentrated in Hong Kong-listed Macau gaming companies, which fell on lacklustre gross gaming revenue, as well as South Korean auto exporters which declined amidst weak overseas shipments to the US. Within healthcare, the South Korean pharmaceutical companies suffered from profit-taking activities. On the positive side, the consumer staples sector in most Asian markets rose reflecting robust domestic demand. Looking ahead, we are optimistic that the Chinese consumer will remain supportive to growth given low household debt, while India's consumer spending is also expected to be well underpinned by rising income levels. The fund remains focused on Asian consumer-related sectors, such as consumer discretionary, consumer staples and healthcare, as we believe these areas will exhibit steady earnings growth.

### Indexed performance\*



### Cumulative performance\*

in %	YTD	1 month	1 year	3 years	Since inception
Fund	2.35	4.99	-6.14	-	9.72
Index	4.07	4.16	-2.66	-	11.97

### Calendar year performance\*

in %	2011	2012	2013	2014	2015
Fund	-	-	-	-	1.04
Index	-	-	-	-	1.18

### Standardised rolling 12 month performance\*\*

in %	30.06.11	30.06.12	30.06.13	30.06.14	30.06.15
	30.06.12	30.06.13	30.06.14	30.06.15	30.06.16
Fund	-	-	-	-	-11.88

The standardised rolling 12 month performance information is updated on a quarterly basis beginning one year after the share class launch. As the share class was launched on 23 July 2014, data is not available for the complete period covered by the table. Should you require up-to-date past performance information this is available on our website [www.invescoeurope.com](http://www.invescoeurope.com) or by contacting us.

**Past performance is not a guide to future returns. The performance shown does not take account of the commissions and costs incurred on the issue and redemption of units.**

\*Source: © 2016 Morningstar. Mid to mid, gross income re-invested to 31 July 2016 unless otherwise stated. The figures do not reflect the entry charge payable by individual investors. \*\*Mid to mid, gross income re-invested to 30 June 2016. All performance data on this factsheet is in the currency of the share class. Reference Index Source: Factset.

# Invesco Asia Consumer Demand Fund

## A (EUR)-AD Shares

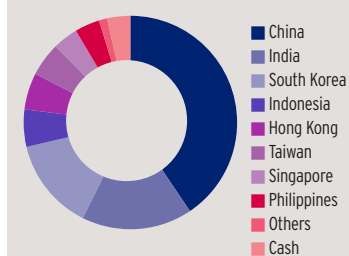
31 July 2016

### Holdings and active weights\*

(total holdings: 45)

Top 10 holdings	%	Top 10 positive	+	Top 10 negative	-
Tencent	6.3	Bajaj Finance	4.7	Samsung Electronics	4.2
Bajaj Finance	4.7	Vipshop	2.9	Taiwan Semiconductor	4.0
China Mobile	3.4	Chow Tai Fook Jewellery	2.6	Alibaba	2.5
Vipshop	3.1	President Chain Store	2.6	China Construction Bank	1.7
Hengan International	2.7	Hengan International	2.5	Industrial and Commercial Bank of China 'H'	1.3
President Chain Store	2.7	Dongsuh	2.5	Hon Hai Precision Industry	1.2
Chow Tai Fook Jewellery	2.6	BAIC Motor Corporation	2.5	Bank of China	1.0
Dongsuh	2.5	Tingyi (Cayman Islands)	2.4	CK Hutchison	1.0
Ayala Land	2.5	Eicher Motors	2.3	Housing Development Finance	0.9
Eicher Motors	2.5	Ayala Land	2.3	Hong Kong Exchanges & Clearing	0.9

### Geographical weightings of the fund in %\*



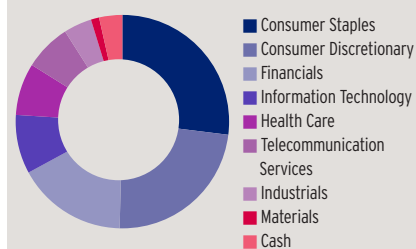
### Geographical weightings\*

in %	Fund	Index
China	40.6	29.7
India	16.8	10.0
South Korea	14.0	17.5
Indonesia	5.6	3.3
Hong Kong	5.5	12.8
Taiwan	5.1	14.4
Singapore	3.8	4.5
Philippines	3.8	1.8
Others	1.2	6.1
Cash	3.5	0.0

### Sector weightings\*

in %	Fund	Index
Consumer Staples	27.0	5.4
Consumer Discretionary	23.4	9.4
Financials	16.7	29.4
Information Technology	8.9	26.3
Health Care	7.9	2.6
Telecommunication Services	7.1	6.4
Industrials	4.3	8.2
Materials	1.2	4.3
Others	0.0	8.0
Cash	3.5	0.0

### Sector weightings of the fund in %\*



### Financial characteristics\*

Average weighted market capitalisation	EUR 33.21 bn
Median market capitalisation	EUR 8.07 bn

### NAV and fees

#### Current NAV

EUR 10.95

#### 12 month price high

EUR 11.91 (10/08/2015)

#### 12 month price low

EUR 9.13 (12/02/2016)

#### Minimum investment <sup>2</sup>

EUR 1,000

#### Entry charge

Up to 5.00%

#### Annual management fee

1.5%

#### Ongoing charges

2.02% (31/08/2015)

# Invesco Asia Consumer Demand Fund

## A (EUR)-AD Shares

31 July 2016

---

### Risk Warnings

The value of investments and any income will fluctuate (this may partly be the result of exchange rate fluctuations) and investors may not get back the full amount invested. As a large portion of the fund is invested in less developed countries, you should be prepared to accept significantly large fluctuations of the value of the fund. The risks described herein are the fund specific material risks. For more information please consult the current fund and share class specific Key Investor Information Document (KIID) and for a complete set of risks the current prospectus.

---

### Important Information

<sup>1</sup>The original fund launch date in this factsheet is identical with the fund launch date on the KIID.

<sup>2</sup>The minimum investment amounts are: USD 1,500 / EUR 1,000 / GBP 1,000 / CHF 1,500 / SEK 10,000.

Please contact us or refer to the most up to date Prospectus for details of minimum investment amounts in other currencies.

**This share class may not be registered in all countries and dissemination is subject to prior verification of registration status.**

**This marketing document is exclusively for use by Professional Clients and Financial Advisers in Continental Europe and Qualified Investors in Switzerland. This document is not for consumer use, please do not redistribute. Data as at 31 July 2016, unless otherwise stated. This marketing document is not subject to regulatory requirements that ensure impartiality of investment recommendations and investment strategy recommendations. Therefore, the prohibition of trading before the release of investment recommendations and investment strategy recommendations does not apply.**

Previous Benchmark: MSCI AC Asia Pacific ex Japan ND up to 30 September 2011. Past performance is not a guide to future returns. Where Invesco has expressed views and opinions, these may change. If investors are unsure if this product is suitable for them, they should seek advice from a financial adviser. **The 12 month high/low price figure calculation is taking the complete last 12 months into account including non-pricing days. The first day of the calculation period might be a non-pricing day with the highest or lowest valid price in the last 12 months. On non-pricing days, the price of the previous pricing-day is utilised to calculate the 12 month high/low price figure.** The distribution and the offering of the fund or its share classes in certain jurisdictions may be restricted by law. Persons into whose possession this document may come are required to inform themselves about and to comply with any relevant restrictions. This does not constitute an offer or solicitation by anyone in any jurisdiction in which such an offer is not authorised or to any person to whom it is unlawful to make such an offer or solicitation. Persons interested in acquiring the fund should inform themselves as to (i) the legal requirements in the countries of their nationality, residence, ordinary residence or domicile; (ii) any foreign exchange controls and (iii) any relevant tax consequences. As with all investments, there are associated risks. This document is by way of information only. Asset management services are provided by Invesco in accordance with appropriate local legislation and regulations. The fund is available only in jurisdictions where its promotion and sale is permitted. Forecasts are not reliable indicators of future performance. The forecasts and market outlook presented in this material reflect subjective judgments and assumptions of the investment manager or its delegate and unexpected events may occur. There can be no assurance that developments will transpire as forecasted in this presentation. Where securities are mentioned in this document they do not necessarily represent a specific portfolio holding and do not constitute a recommendation to purchase, hold or sell. The ongoing charges figure is based on annualised expenses for the period ending 31/08/2015. This figure may vary from year to year. It excludes portfolio transaction costs except in the case of an entry or exit charge paid by the Fund when buying or selling shares/units in another fund. Please refer to the most up to date relevant fund and share class-specific Key Investor Information Document for more information on our funds. Further information on our products is available using the contact details shown. This document is issued in Germany by Invesco Asset Management Deutschland GmbH. This document is issued in Austria by Invesco Asset Management Österreich GmbH and in Switzerland by Invesco Asset Management (Schweiz) AG. Subscriptions of shares are only accepted on the basis of the most up to date legal offering documents. The legal offering documents (fund & share class specific Key Investor Information Document, prospectus, annual and semi-annual reports, articles and trustee deed) are available free of charge from the issuer: Invesco Asset Management Deutschland GmbH, An der Welle 5, D - 60322 Frankfurt am Main; Invesco Asset Management Österreich GmbH, Rotenturmstrasse 16 - 18, A - 1010 Vienna as well as at Erste Bank der oesterreichischen Sparkassen AG, Graben 21, A-1010 Vienna acting as paying agent for funds registered for sale in Austria and Invesco Asset Management (Schweiz) AG, Talacker 34, CH-8001 Zürich, who acts as representative for the funds distributed in Switzerland. Paying agent for the funds distributed in Switzerland: BNP PARIBAS SECURITIES SERVICES, Paris, succursale de Zurich, Selnaustrasse 16; CH - 8002 Zürich. The fund is domiciled in Luxembourg. This document is issued in Liechtenstein by Invesco Asset Management (Schweiz) AG, Talacker 34, CH-8001 Zürich. The paying agent in Liechtenstein is LGT Bank AG, Herrengasse 12, FL-9490 Vaduz and the legal offering documents are available on [www.fundinfo.com](http://www.fundinfo.com).

© 2016 Morningstar. All rights reserved. The information contained herein: (1) is proprietary to Morningstar and/or its content providers; (2) may not be copied or distributed; and (3) is not warranted to be accurate, complete or timely. Neither Morningstar nor its content providers are responsible for any damages or losses arising from any use of this information.