

# DORVAL CONVICTIONS

November 30, 2017

Document intended for professional clients and non professional clients (in accordance with MIFID)  
The Fund is a Fonds Commun de Placement (FCP) organized under the laws of France and authorized by the Autorité des Marchés Financiers for sale in France in accordance with the requirements set forth in its prospectus.



## EURO ZONE EQUITIES FLEXIBLE FUND 0 to 100%

NAV Share R : 163.24 €

NAV Share I : 1,769.26 €

Assets Under

Management : 580,795,613.94 €

ISIN Code Share R : FR0010557967

ISIN Code Share I : FR0010565457

BLOOMBERG Code Share R : DORCONV FP EQUITY

BLOOMBERG Code Share I : DORCONI FP EQUITY

Fund Managers : Louis Bert, Stéphane Furet

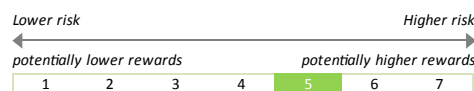
Morningstar Rating :

## MANAGEMENT PHILOSOPHY

Created on 31 December 2007, DORVAL CONVICTIONS is a diversified Eurozone fund. Its equity component may vary between 0% and 100%. The asset management approach seeks to limit capital losses in periods of market decline while increasing exposure to equities in periods of recovery. The benchmark index is composed of 50% the overnight reference rate (capitalised EONIA) and 50% the 50 largest listed European companies (EUROSTOXX 50 NR), total return since January 1st, 2013.

The process involves 4 steps: determining the equity exposure rate, identifying investment themes, determining the equity allocation per capitalisation and selecting individual companies. The remainder of the portfolio is invested in money market and fixed income funds in order to preserve the capital and reduce the portfolio's overall volatility.

## RISK AND REWARD PROFILE



The risk-return scale (profile) is an indicator with a score from 1 to 7. It corresponds to an increasing level of risk and return. It is the result of a regulatory methodology based on annualised volatility, calculated over 5 years. Checked on a periodic basis, the indicator can vary.

## PERFORMANCE

	1Mth	3Mths	6Mths	YTD	1Yr	3Yrs	5Yrs	Since 31/12/2007
Performance DC Share R	-1.7	0.3	1.4	12.7	18.3	24.7	52.4	63.2
Performance DC Share I	-1.7	0.4	1.8	13.3	19.1	27.2	58.0	/
Performance Indicateur	-1.4	2.2	0.5	5.4	9.4	10.2	28.3	6.6
Performance EuroStoxx50	-2.8	4.6	1.0	11.1	19.9	18.8	58.6	-7.2

	2017	2016	2015	2014	2013	2012	2011
Performance DC Share R	12.7	2.4	9.4	2.5	15.8	10.9	-9.6
Performance DC Share I	13.3	3.2	10.1	3.4	16.5	11.5	-8.9
Performance Indicateur	5.4	2.3	3.8	2.4	10.7	7.4	-7.6
Performance EuroStoxx50	11.1	3.7	6.4	4.0	21.5	13.8	-17.1

## MONTHLY COMMENTARY

For the month of November, the European markets have felt the need to take a breather (a 2.80 % decline which brings their performance for the year to 11.10 %) owing to the delays surrounding American tax reform which is still under discussion and due to fears on the current slowing economy in China.

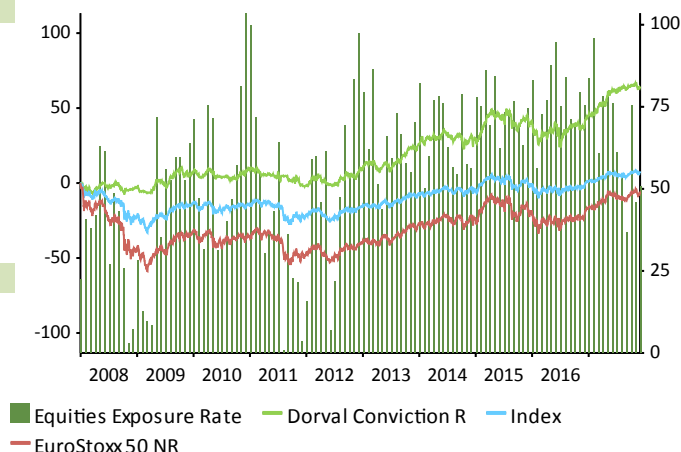
Simultaneously, the fund Dorval Convictions has absorbed this pullback by ceding 1.70 % on the month for a yearly performance of 12.70%.

For tactical reasons, we have decided to reduce our exposure to stocks to close to 51%. After excellent performances, a certain number of positions in small and mid-cap shares have been partially reduced with a goal of finding new opportunities with much better entry prices. Fundamentally, the European economic environment remains extraordinary with solid growth and low inflation. Currently, economic growth prospects in Europe surpass 2,2 %. We remain invested in our themes related to "economic digitization" as well as commodities and cyclical values in spite of some profit taking.

## RISK ANALYSIS

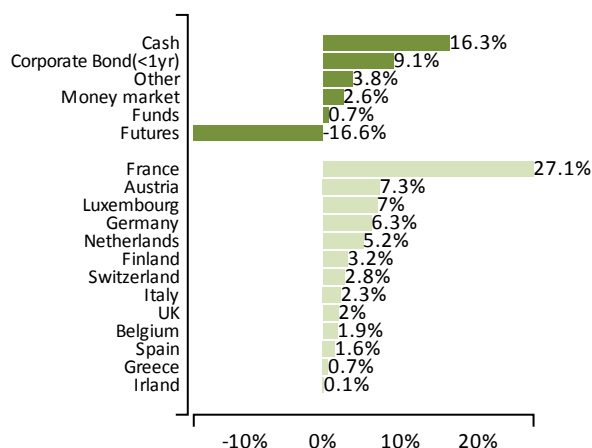
Ratio	1 Yr	3 Yrs	5 Yrs
Alpha	0.11	0.08	0.06
Beta	1.23	1.10	1.10
Sharpe Ratio	2.41	0.70	0.86
Tracking Error	3.85	5.59	5.03
Information Ratio	2.31	0.78	0.73
Volatility DC Share R	7.0	11.8	10.7
Volatility Indicateur	4.3	8.2	7.6
Volatility EuroStoxx50	10.3	19.5	18.2
Ratio	Value		
Maxperformance	80.6%	from 10/10/08 to 30/10/17	
Maxdrawdown	-17.2%	from 20/07/15 to 06/07/16	
Recovery period	238	Days	
Profitable months	58.8%	monthly	

## MONTHLY EXPOSURE SINCE INCEPTION



Past performance is not a reliable indicator of future performance. Performance calculation takes into account net dividend re-invested for the fund and net dividend re-invested for the benchmark since 1st January 2013.

## PORTFOLIO BREAKDOWN



### Equities Exposure Rate

51%

Equities	68%
Futures & Options	-17%

### Sectorial Breakdown

% AUM

Industrials	16.2
Technology	16.1
Basic Materials	8.0
Oil & Gas	7.4
Consumer Services	6.8
Financials	6.3
Consumer	3.9
Health Care	1.1
Telecommunications	0.9
Utilities	0.7

### Capitalisation Size

% AUM

> 5 Bi €	44.4
From 1 to 5 Bi €	15.4
From 500 Mi to 1 Bi €	2.6
< 500 Mi€	5.1

### Number of holdings :

82

### Top 5 holdings :

18.3 %

### Top 10 holdings :

33.1 %

### Main portfolio holdings

1 - SOLUTIONS 30	6 - TELEPERFORMANCE
2 - ATOS SE	7 - ARCELORMITTAL
3 - OMV AG	8 - NESTE OYJ
4 - GROUPE FNAC	9 - AEGON NV
5 - BOUYGUES SA	10- EUROPCAR GROUPE

### Main holdings changes

STMICROELECTRONICS NV	REDUCED
INDRA SISTEMAS	REDUCED
ARCELORMITTAL	REDUCED
BOUYGUES SA	STRENGTHENED
GEMALTO	BOUGHT

## CHARACTERISTICS

ISIN Code Share R	FR0010557967
ISIN Code Share I	FR0010565457
Bloomberg Code Share R	DORCONV FP EQUITY
Bloomberg Code Share I	DORCONI FP EQUITY
Inception Date	December 31st, 2007
Legal Form	Mutual Fund french law
AMF Classification	Balanced
Investment Universe	European Equities, all capitalization size
Eligible to PEA	NO
UCITS Compliant	YES
NAV Frequency	Daily (market closure)
Management Company	DORVAL ASSET MANAGEMENT

Custodian	Caceis Bank France
Delegated Financial Manager	Caceis Bank France
Initial Minimum Subscription	1 share
Cut Off (local time)	13h00
Recommended investment period	3 years
Index	50%EuroStoxx50 NR (EUR) + 50% Eonia capitalization
Subscription fees	Index 7D
Management fees share I	2,00% max
Management fees share R	0,80 %
Redemption fees	1,60 %
Performance fees	0,00 %
	20% of outperformance above its index if the fund's performance is positive.

In accordance with regulations, upon written request, the customer may receive details of the compensation relating to the distribution of this product.

## CONTACTS

### DORVAL ASSET MANAGEMENT

1, rue de Gramont 75002 Paris  
Tél. 01 44 69 90 44  
Fax. 01 42 94 18 37

[www.dorval-am.com](http://www.dorval-am.com)



## CONTACTS CLIENTS

### Gaëlle GUILLOUX

Tel.: +33 1 44 69 90 45 [Gaelle.guilloux@dorval-am.com](mailto:Gaelle.guilloux@dorval-am.com)

### Denis LAVAL

Tel.: +33 1 44 69 90 43 [Denis.laval@dorval-am.com](mailto:Denis.laval@dorval-am.com)

## LEGAL INFORMATION

All data relating to the fund are obtained from the book inventory and data relating to the indices and the characteristics of securities held in the portfolio are obtained from Bloomberg. The figures indicated relate to previous years. Past performance is not a reliable indicator of future performance. Investors are reminded that the composition of the portfolio may differ considerably from that of its benchmark index. As the management style is discretionary, the portfolio will never seek to reproduce the composition of the benchmark index either on a geographical or sector level. The benchmark index is therefore simply an a posteriori performance indicator. The risks and costs relating to investment in UCITS are described in the relevant prospectus. The prospectus and periodic reports are available on request from Dorval Asset Management. The prospectus must be provided to investors prior to subscription. The definition of risk indicators mentioned in this document may be found on the website: [www.dorval-am.com](http://www.dorval-am.com). Prior to any investment, it should be verified that the investor is legally authorised to invest in a UCITS. The UCITS is not authorised for distribution in jurisdictions other than the countries in which it is registered. Performance data does not take into account fees and commissions received in respect of the issue and redemption of units or tax costs imposed by the client's country of residence. If a UCITS is subject to a specific tax regime, it should be noted that this regime depends on the individual situation of each client and may be liable to change. This document is intended for professional and non-professional clients. It may not be used for any purpose other than that for which it was designed and may not be reproduced, distributed or transmitted to third parties, either in whole or in part, without the prior written authorisation of Dorval Asset Management. The information contained in this document may not be deemed to have any contractual value whatsoever. Dorval Asset Management may not be held responsible for any decision taken on the basis of information contained in this document. Dorval Asset Management, société anonyme (public limited company) with share capital of EUR 302,095 registered in the Paris trade and companies register under number B 391 392 768 - APE 6630 Z, AMF approval no. GP 93-08

## Definitions

<b>Flexible fund:</b>	Financial product for which the allocation between asset classes varies over time in order to adapt to new market configurations at any time.
<b>Alpha:</b>	A fund's outperformance compared with its benchmark, expressed as a percentage. This is an indicator of the manager's ability to create value, by excluding the market effect. Therefore, the higher the alpha, the better the fund's performance compared with that of its benchmark.
<b>Beta:</b>	Measure of a fund's sensitivity to market movements (represented by its benchmark). A beta higher than 1 indicates that the fund amplifies the trends of its reference market on the upside as well as on the downside. Conversely, a beta lower than 1 means that the fund tends to react less to movements in its reference market.
<b>Sharpe ratio:</b>	Indicator of a product's outperformance relative to a risk-free interest rate, given the risk taken (the product's volatility). The higher it is, the better the fund.
<b>Volatility:</b>	Magnitude of the variation of a security, a fund, a market or of an index over a given period. A high volatility means that the price of the security varies significantly, and therefore that the security's associated risk is high.
<b>Maximum performance:</b>	Maximum gain historically recorded by the fund.
<b>Maximum drawdown:</b>	Maximum loss historically recorded by the fund.
<b>Recovery period:</b>	Time expressed in number of days the fund takes to exceed the highest net asset value over the indicated period.
<b>Gain frequency:</b>	Calculation over the fund's history since its creation representing the ratio of the number of positive observations to the total number of observation in the period.
<b>Exposure as a percentage:</b>	The fund's overall exposure takes into account the sum of the physical and off-balance sheet positions. As opposed to positions called of net assets: "physical"(those booked in the portfolio's inventory of assets), off-balance sheet positions include those taken in forward financial instruments, such as derivatives. Examples of derivatives: futures contracts, swaps, option contracts. A maximum limit to off-balance sheet exposure is stated in the prospectus.

## Morningstar methodology

© 2017 Morningstar, Inc. All rights reserved.

The information contained herein: (1) is proprietary to Morningstar and/or its content providers; (2) may not be copied or distributed; (3) is not warranted to be accurate, complete or timely.

Neither Morningstar nor its content providers are responsible for any damages or losses arising from any use of this information.

Past performance is no guarantee of future results. References to rankings, awards and/or ratings are not an indicator of future performance by the fund or the fund manager.

The Morningstar rating applies to funds with a history of at least three years. It takes into account subscription fees, the risk-free return and the fund's volatility in order to calculate the MRAR (Morningstar Risk Adjust Return) ratio for each fund. The funds are then ranked by decreasing order of MRAR: the first 10% receive 5 stars, the next 22.5% 4 stars, the next 35% 3 stars, the next 22.5% 2 stars, and the last 10% receive 1 star. The funds are ranked within 180 European categories.

Reporting generated with <https://fundkis.com>.