



Invesco Global Technology Fund

A-AD Shares

31 December 2017

This marketing document is exclusively for use by Qualified Investors in Switzerland, Professional Clients in Continental European countries as defined in the important information section and Professional Clients in Cyprus. This document is not for consumer use, please do not redistribute.

Summary of fund objective

The objective of this Fund is to achieve long term capital growth by investing in technology companies throughout the world. For the full objectives and investment policy please consult the current prospectus.

Key facts



Erik Voss
Houston
Managed fund since
February 2014



Janet Luby
Houston
Managed fund since
February 2014

Share class launch

13 January 1993

Original fund launch ¹

02 July 1979

Legal status

Mutual Fund - Irish Unit Trust authorised as UCITS

Share class currency

USD

Share class type

Income

Fund size

USD 152.75 mn

Reference index

NASDAQ Composite Index

Bloomberg code

INVTEDA ID

ISIN code

IE0003707928

Settlement date

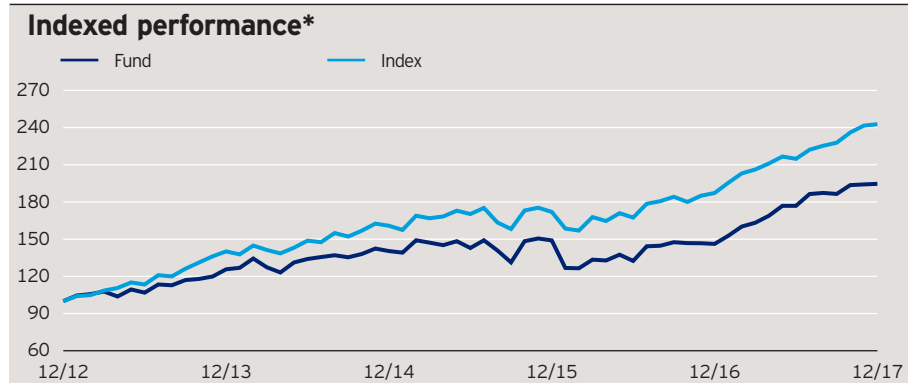
Trade Date + 3 Days

Morningstar Rating™

★★★

Quarterly fund commentary

Developed and emerging international equity markets again delivered positive returns in the fourth quarter, supported by firmer global economic growth, as well as stronger corporate fundamentals. After trailing international markets for the first three quarters of 2017, US equities outperformed international markets in the fourth quarter. In this environment, the fund underperformed its benchmark primarily due to stock selection in the software industry. Stock selection in the wireless telecommunication services and biotechnology industries detracted from both relative and absolute return. In contrast, stock selection in the household durables and internet & direct marketing retail industries were notable contributors to relative performance. An overweight in both industries also helped relative return. We attempt to harness multi-year secular trends, which should benefit long-term investors regardless of near-term economic strength. Current areas of emphasis are those expected to take market share from mature technology, including the game-changing technologies of mobile, security, cloud and biopharma. We remain optimistic about prospects for IT spending given strong enterprise balance sheets and their need to invest in new technologies. We also believe the increased pace of health care innovation will continue to drive attractive long-term growth rates.



The performance period shown here starts on the last day of the first indicated month and ends on the last day of the last indicated month.

Cumulative performance*

in %	YTD	1 month	1 year	3 years	5 years
Fund	33.15	0.24	33.15	38.61	94.61
Index	29.64	0.48	29.64	50.96	142.71
Quartile ranking	4	2	4	4	3
Absolute ranking	46/60	31/69	46/60	38/48	31/47

Mstar GIF OS Sector: Sector Equity Technology

Calendar year performance*

in %	2013	2014	2015	2016	2017
Fund	25.69	11.71	6.12	-1.90	33.15
Index	40.11	14.75	6.98	8.87	29.64

Standardised rolling 12 month performance**

in %	31.12.12	31.12.13	31.12.14	31.12.15	31.12.16	31.12.17
Fund	25.69	11.71	6.12	-1.90	33.15	

The standardised past performance information is updated on a quarterly basis. Should you require up-to-date past performance information this is available on our website www.invescoeuropa.com or by contacting us.

Past performance is not a guide to future returns. The performance shown does not take account of the commissions and costs incurred on the issue and redemption of units.

*Source: © 2017 Morningstar. Indexed performance: Performance of an investment of 100 in share class currency. Gross income re-invested to 31 December 2017 unless otherwise stated. The figures do not reflect the entry charge payable by individual investors. **Gross income re-invested to 31 December 2017. All performance data on this factsheet is in the currency of the share class. Reference Index Source: Factset.

Invesco Global Technology Fund

A-AD Shares

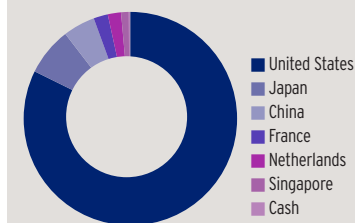
31 December 2017

Holdings and active weights*

(total holdings: 44)

Top 10 holdings	%	Top 10 positive	+	Top 10 negative	-
Amazon	8.1	Alibaba	4.4	Google 'C'	3.5
Apple	7.3	Nintendo	3.7	Intel	2.1
Alphabet 'A'	5.1	Sony	3.6	Microsoft	1.7
Facebook 'A'	5.0	Take-Two Interactive	3.1	PepsiCo	1.6
Microsoft	4.5	UnitedHealth	3.0	Avago Technologies	1.0
Alibaba	4.4	Broadcom	3.0	Texas Instruments	1.0
Nintendo	3.7	Amazon	2.8	Apple	1.0
Sony	3.6	Visa	2.6	Kraft Heinz	0.9
Take-Two Interactive	3.2	MasterCard 'A'	2.4	Qualcomm	0.9
UnitedHealth	3.0	Integrated Device Technology	2.3	Gilead Sciences	0.9

Geographical weightings of the fund in %*



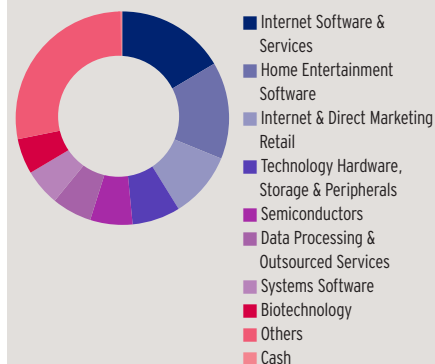
Geographical weightings*

in %	Fund	Index
United States	82.3	94.0
Japan	7.3	0.0
China	4.9	1.9
France	2.2	0.1
Netherlands	2.0	0.6
Singapore	1.1	1.0
Switzerland	0.0	0.1
Others	0.0	2.3
Cash	0.3	0.0

Sector weightings*

in %	Fund	Index
Internet Software & Services	16.5	13.3
Home Entertainment Software	14.7	0.9
Internet & Direct Marketing Retail	10.0	8.0
Technology Hardware, Storage & Peripherals	7.3	8.9
Semiconductors	6.4	8.9
Data Processing & Outsourced Services	6.1	2.2
Systems Software	5.5	7.0
Biotechnology	5.4	7.5
Others	27.8	43.3
Cash	0.3	0.0

Sector weightings of the fund in %*



Financial characteristics*

Average weighted market capitalisation	USD 284.69 bn
Median market capitalisation	USD 75.00 bn

3 year characteristics**

Alpha	-4.88
Beta	1.01
Correlation	0.87
Information ratio	-0.60
Sharpe ratio	0.67
Tracking error in %	8.27
Volatility in %	16.49

For detailed information about the 3 year characteristics please see <http://www.invescoeuropa.com/CE/Glossary.pdf>.

NAV and fees

Current NAV

USD 21.29

12 month price high

USD 21.93 (27/11/2017)

12 month price low

USD 15.81 (03/01/2017)

Minimum investment ²

USD 1,500

Entry charge

Up to 5.00%

Annual management fee

1.5%

Ongoing charges

1.87% (30/11/2016)

Invesco Global Technology Fund

A-AD Shares

31 December 2017

Risk Warnings

The value of investments and any income will fluctuate (this may partly be the result of exchange rate fluctuations) and investors may not get back the full amount invested. As this fund is invested in a particular sector, you should be prepared to accept greater fluctuations of the value of the fund than for a fund with a broader investment mandate.

Important Information

¹The Original Fund Launch date shown herein is different from the fund launch date shown in the KIID, as it indicates the launch date of a previous fund that was merged into the fund shown and therefore the track record starts with this previous fund. Further information can be found on our website: www.invescoeurope.com.

²The minimum investment amounts are: USD 1,500 / EUR 1,000 / GBP 1,000 / CHF 1,500 / SEK 10,000. Please contact us or refer to the most up to date Prospectus for details of minimum investment amounts in other currencies.

This marketing document is exclusively for use by Professional Clients in Continental Europe and Cyprus and Qualified Investors in Switzerland. This document is not for consumer use, please do not redistribute. For the purpose of the distribution of this document Continental Europe is defined as Austria, Switzerland, Germany, Spain, Finland, France, Greece, Luxembourg, Netherlands, Norway, Sweden. Data as at 31 December 2017, unless otherwise stated. This document is marketing material and is not intended as a recommendation to invest in any particular asset class, security or strategy. Regulatory requirements that require impartiality of investment/investment strategy recommendations are therefore not applicable nor are any prohibitions to trade before publication. The information provided is for illustrative purposes only, it should not be relied upon as recommendations to buy or sell securities. By accepting this document, you consent to communicate with us in English, unless you inform us otherwise.

Previous Benchmark: MSCI World IT Index up to 30 July 2016. The Invesco Global Telecom Fund merged into the Invesco Global Technology Fund on 26 November 2010. The performance data shown relates to a past period. Past performance is not a guide to future returns. Where individuals or the business have expressed opinions, they are based on current market conditions, they may differ from those of other investment professionals and are subject to change without notice and are not to be construed as investment advice. This marketing document is not an invitation to subscribe for shares in the fund and is by way of information only, it should not be considered financial advice. This does not constitute an offer or solicitation by anyone in any jurisdiction in which such an offer is not authorised or to any person to whom it is unlawful to make such an offer or solicitation. Persons interested in acquiring the fund should inform themselves as to (i) the legal requirements in the countries of their nationality, residence, ordinary residence or domicile; (ii) any foreign exchange controls and (iii) any relevant tax consequences. As with all investments, there are associated risks. This document is by way of information only. Asset management services are provided by Invesco in accordance with appropriate local legislation and regulations. The fund is available only in jurisdictions where its promotion and sale is permitted. Not all share classes of this fund may be available for public sale in all jurisdictions and not all share classes are the same nor do they necessarily suit every investor. Fee structure and minimum investment levels may vary dependent on share class chosen. Please check the most recent version of the fund prospectus in relation to the criteria for the individual share classes and contact your local Invesco office for full details of the fund registration status in your jurisdiction. Any scheme provided by the Cyprus regulatory system, for the protection of retail clients, does not apply to offshore investments. Compensation under any such scheme will not be available. The Invesco Global Technology Fund is subject to the provisions of the European Directive 2009/65/EC. Forecasts are not reliable indicators of future performance. The ongoing charges figure is based on annualised expenses for the period ending 30/11/2016. This figure may vary from year to year. It excludes portfolio transaction costs except in the case of an entry or exit charge paid by the Fund when buying or selling shares/units in another fund. For more information on our funds, please refer to the most up to date relevant fund and share class-specific Key Investor Information Documents, the latest Annual or Interim Reports and the latest Prospectus, and constituent documents. This information is available using the contact details of the issuer and is without charge. Further information on our products is available using the contact details shown. Subscriptions of shares are only accepted on the basis of the most up to date legal offering documents. The legal offering documents (fund & share class specific Key Investor Information Document, prospectus, annual and semi-annual reports, articles and trustee deed) are available free of charge with your local Invesco representative or on our website www.invescoeurope.com.

© 2017 Morningstar. All rights reserved. The information contained herein: (1) is proprietary to Morningstar and/or its content providers; (2) may not be copied or distributed; and (3) is not warranted to be accurate, complete or timely. Neither Morningstar nor its content providers are responsible for any damages or losses arising from any use of this information.

Invesco Global Technology Fund

A-AD Shares

31 December 2017

Important Information

Additional information for Austria: Issued in Austria by Invesco Asset Management Österreich - Zweigniederlassung der Invesco Asset Management Deutschland GmbH. The legal offering documents are available free of charge from the issuer of this document: Invesco Asset Management Österreich - Zweigniederlassung der Invesco Asset Management Deutschland GmbH, Rotenturmstrasse 16 - 18, 1010 Vienna as well as at Erste Bank der oesterreichischen Sparkassen AG, Graben 21, A-1010 Vienna acting as paying agent for funds registered for sale in Austria.

Additional information for Cyprus: Issued in Cyprus by Invesco Global Asset Management DAC, Central Quay, Riverside IV, Sir John Rogerson's Quay, Dublin 2, Ireland. Regulated in Ireland by the Central Bank of Ireland.

Additional information for Finland: Issued in Finland by Invesco Asset Management S.A., 16-18 rue de Londres, 75009 Paris, France.

Additional information for France: Issued in France by Invesco Asset Management S.A., 16-18 rue de Londres, 75009 Paris, France.

Additional information for Germany: Issued in Germany by Invesco Asset Management Deutschland GmbH. The legal offering documents are available free of charge from the issuer of this document: Invesco Asset Management Deutschland GmbH, An der Welle 5, D - 60322 Frankfurt am Main.

Additional information for Greece: Issued in Greece by Invesco Asset Management S.A., 16-18 rue de Londres, 75009 Paris, France.

Additional information for Luxembourg: Issued in Luxembourg by Invesco Asset Management SA, 16-18 rue de Londres, 75009 Paris, France.

Additional information for the Netherlands: Issued in the Netherlands by Invesco Asset Management S.A. Dutch Branch, Vinoly Building, Claude Debussylaan 26, 1082 MD Amsterdam, The Netherlands, www.invesco.nl.

Additional information for Norway: Issued in Norway by Invesco Asset Management S.A., 16-18 rue de Londres, 75009 Paris, France.

Additional information for Spain: Issued in Spain by Invesco Asset Management S.A., Sucursal en España, C/ Goya 6 - 3º, 28001 Madrid, Spain.

Additional information for Sweden: Issued in Sweden by Invesco Asset Management S.A. Swedish Filial (France), Stureplan 4c, 4th floor, Stockholm 114 35, Sweden.

Additional information for Switzerland: Issued in Switzerland by Invesco Asset Management (Schweiz) AG, Talacker 34, CH-8001 Zurich, who acts as representative for the funds distributed in Switzerland. Paying agent for the funds distributed in Switzerland: BNP PARIBAS SECURITIES SERVICES, Paris, succursale de Zurich, Selnaustrasse 16, CH-8002 Zurich. The legal offering documents are available free of charge at our website and local language from the issuer of this document. The fund is domiciled in Ireland.