

# Invesco China Focus Equity Fund

## E-Acc Shares

31 December 2017

**This marketing document is exclusively for use by Qualified Investors in Switzerland and Professional Clients in Continental European countries as defined in the important information section. This document is not for consumer use, please do not redistribute.**

### Summary of fund objective

The objective of this Fund is to achieve long-term capital growth by investing in equity or equity-related securities of companies with exposure to China. For the full objectives and investment policy please consult the current prospectus.

### Key facts



Mike Shiao  
Hong Kong  
Managed fund since  
December 2011

#### Share class launch

15 December 2011

#### Original fund launch

15 December 2011

#### Legal status

Luxembourg SICAV with UCITS status

#### Share class currency

EUR

#### Share class type

Accumulation

#### Fund size

USD 104.09 mn

#### Reference index

MSCI China 10/40 ND

#### Bloomberg code

INVCFEE LX

#### ISIN code

LU0717749021

#### Settlement date

Trade Date + 3 Days

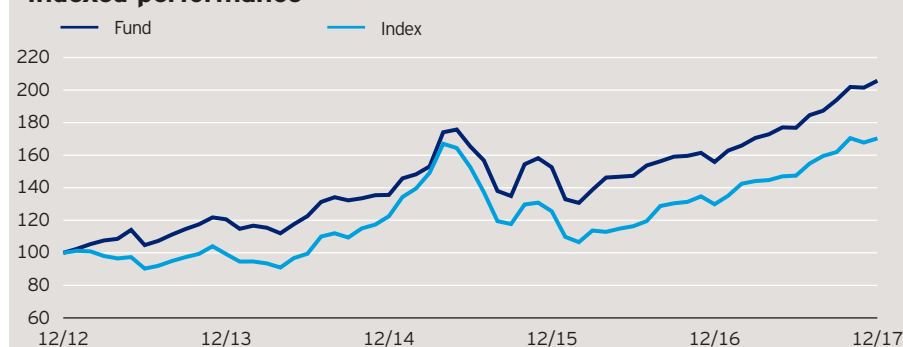
#### Morningstar Rating™

★★★★★

### Quarterly fund commentary

China's equity market rose again in Q4 as confidence in corporate earnings continued to lift market sentiment. The market continued to benefit from positive earnings upgrades. Economic growth remained stable, with the official manufacturing PMI and trade data pointing towards healthy domestic production and robust external demand. Retail sales remained resilient. The 19th Party Congress saw a smooth transition of leadership, paving the way for further reforms. In particular, we expect containing financial risks and supply-side reform to remain high-priority within government policy going forward. Amidst a favourable macro backdrop, we expect Chinese companies to deliver earnings growth of 17.9% in 2017, compared to -9.4% in 2016. As for sector performance, the healthcare and consumer staples sectors led market gains, which is consistent with our positive view on their long-term growth potentials. In terms of investment strategy, our bottom-up approach to stock selection focuses on companies with sustainable leadership and competitive advantages. This has led to more exposure towards consumer sectors where we find better stock opportunities. We believe the government will continue to pursue policies on urbanization and social welfare that support consumption growth.

### Indexed performance\*



The performance period shown here starts on the last day of the first indicated month and ends on the last day of the last indicated month.

### Cumulative performance\*

in %	YTD	1 month	1 year	3 years	5 years
Fund	32.03	2.11	32.03	51.75	105.75
Index	31.17	1.51	31.17	39.01	70.30

### Calendar year performance\*

in %	2013	2014	2015	2016	2017
Fund	20.58	12.44	12.54	2.13	32.03
Index	-0.74	23.42	2.46	3.43	31.17

### Standardised rolling 12 month performance\*\*

in %	31.12.12	31.12.13	31.12.14	31.12.15	31.12.16
	31.12.13	31.12.14	31.12.15	31.12.16	31.12.17
Fund	20.58	12.44	12.54	2.13	32.03

The standardised past performance information is updated on a quarterly basis. Should you require up-to-date past performance information this is available on our website [www.invescoeuropa.com](http://www.invescoeuropa.com) or by contacting us.

Past performance is not a guide to future returns. The performance shown does not take account of the commissions and costs incurred on the issue and redemption of units.

\*Source: © 2017 Morningstar. Indexed performance: Performance of an investment of 100 in share class currency. Gross income re-invested to 31 December 2017 unless otherwise stated. The figures do not reflect the entry charge payable by individual investors. \*\*Gross income re-invested to 31 December 2017. All performance data on this factsheet is in the currency of the share class. Reference Index Source: Factset. **There is currently a discretionary cap of operating expenses at a maximum of 0.05% in place. This figure forms part of the ongoing charge and may positively impact the performance of the Share Class.**

# Invesco China Focus Equity Fund

## E-Acc Shares

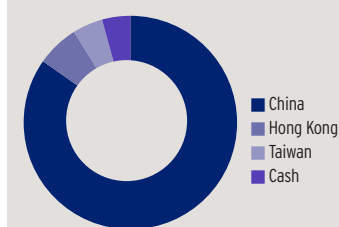
31 December 2017

### Holdings and active weights\*

(total holdings: 37)

Top 10 holdings	%	Top 10 positive	+	Top 10 negative	-
China Mobile	9.1	China Mobile	4.4	China Construction Bank	5.8
Alibaba	8.5	Huayu Automotive Systems	4.4	Baidu ADR	4.8
Tencent	5.6	Zhuzhou CSR Times Electric 'H'	3.7	Industrial and Commercial Bank of China 'H'	4.4
Huayu Automotive Systems	4.4	Hon Hai Precision Industry	3.5	Ping An Insurance	4.0
Zhuzhou CSR Times Electric 'H'	4.0	CIMC Enric Holdings	3.2	Tencent	3.3
Hon Hai Precision Industry	3.5	China Merchants	3.1	Bank of China	2.9
China Merchants	3.4	Baoshan Iron & Steel	3.1	NetEase ADR	2.0
Hengan International	3.3	Minth	2.9	JD.com	2.0
Vipshop	3.3	Sun Art Retail	2.9	CNOOC	1.9
CIMC Enric Holdings	3.2	Vipshop	2.9	China Life Insurance	1.7

### Geographical weightings of the fund in %\*



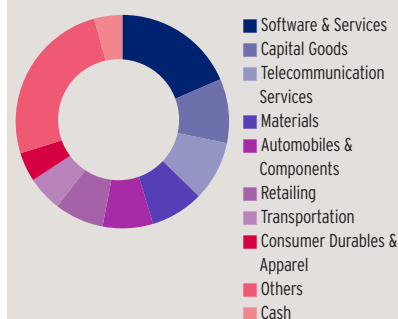
### Geographical weightings\*

in %	Fund	Index
China	84.7	97.6
Hong Kong	6.4	1.3
Taiwan	4.6	0.0
United States	0.0	1.1
Cash	4.3	0.0

### Sector weightings\*

in %	Fund	Index
Software & Services	18.5	26.4
Capital Goods	9.7	3.7
Telecommunication Services	9.1	5.9
Materials	8.0	1.8
Automobiles & Components	7.6	3.5
Retailing	7.5	3.8
Transportation	5.3	1.1
Consumer Durables & Apparel	4.4	1.1
Others	25.5	52.8
Cash	4.3	0.0

### Sector weightings of the fund in %\*



### Financial characteristics\*

Average weighted market capitalisation	EUR 76.46 bn
Median market capitalisation	EUR 4.69 bn

### 3 year characteristics\*\*

Alpha	4.52
Beta	0.86
Correlation	0.91
Information ratio	0.37
Sharpe ratio	0.81
Tracking error in %	8.08
Volatility in %	18.56

For detailed information about the 3 year characteristics please see <http://www.invescoeuropa.com/CE/Glossary.pdf>.

### NAV and fees

#### Current NAV

EUR 24.69

#### 12 month price high

EUR 25.32 (13/11/2017)

#### 12 month price low

EUR 19.07 (03/01/2017)

#### Minimum investment<sup>1</sup>

EUR 500

#### Entry charge

Up to 3.00%

#### Annual management fee

2.25%

#### Ongoing charges

2.73% (31/08/2016)

---

# Invesco China Focus Equity Fund

## E-Acc Shares

31 December 2017

---

### Risk Warnings

The value of investments and any income will fluctuate (this may partly be the result of exchange rate fluctuations) and investors may not get back the full amount invested. As a large portion of the fund is invested in less developed countries, you should be prepared to accept significantly large fluctuations of the value of the fund. As this fund is invested in a particular geographical region, you should be prepared to accept greater fluctuations of the value of the fund than for a fund with a broader investment mandate. The fund may invest in certain securities listed in China which can involve significant regulatory constraints that may affect the liquidity and/or the investment performance of the fund.

---

### Important Information

<sup>1</sup>The minimum investment amounts are: EUR 500 / USD 650 / GBP 400 / CHF 650 / SEK 4,500. Please contact us or refer to the most up to date Prospectus for details of minimum investment amounts in other currencies.

This marketing document is exclusively for use by Professional Clients and Financial Advisers in Continental Europe and Qualified Investors in Switzerland. This document is not for consumer use, please do not redistribute. For the purpose of the distribution of this document Continental Europe is defined as Switzerland, Spain, France, Italy, Luxembourg, Netherlands, Portugal. Data as at 31 December 2017, unless otherwise stated. This document is marketing material and is not intended as a recommendation to invest in any particular asset class, security or strategy. Regulatory requirements that require impartiality of investment/investment strategy recommendations are therefore not applicable nor are any prohibitions to trade before publication. The information provided is for illustrative purposes only, it should not be relied upon as recommendations to buy or sell securities. By accepting this document, you consent to communicate with us in English, unless you inform us otherwise.

Past performance is not a guide to future returns. Where individuals or the business have expressed opinions, they are based on current market conditions, they may differ from those of other investment professionals and are subject to change without notice and are not to be construed as investment advice. This marketing document is not an invitation to subscribe for shares in the fund and is by way of information only, it should not be considered financial advice. This does not constitute an offer or solicitation by anyone in any jurisdiction in which such an offer is not authorised or to any person to whom it is unlawful to make such an offer or solicitation. Persons interested in acquiring the fund should inform themselves as to (i) the legal requirements in the countries of their nationality, residence, ordinary residence or domicile; (ii) any foreign exchange controls and (iii) any relevant tax consequences. As with all investments, there are associated risks. This document is by way of information only. Asset management services are provided by Invesco in accordance with appropriate local legislation and regulations. The fund is available only in jurisdictions where its promotion and sale is permitted. Not all share classes of this fund may be available for public sale in all jurisdictions and not all share classes are the same nor do they necessarily suit every investor. Fee structure and minimum investment levels may vary dependent on share class chosen. Please check the most recent version of the fund prospectus in relation to the criteria for the individual share classes and contact your local Invesco office for full details of the fund registration status in your jurisdiction. Forecasts are not reliable indicators of future performance. The ongoing charges figure is based on annualised expenses for the period ending 31/08/2016. This figure may vary from year to year. It excludes portfolio transaction costs except in the case of an entry or exit charge paid by the Fund when buying or selling shares/units in another fund. For more information on our funds, please refer to the most up to date relevant fund and share class-specific Key Investor Information Documents, the latest Annual or Interim Reports and the latest Prospectus, and constituent documents. This information is available using the contact details of the issuer and is without charge. Further information on our products is available using the contact details shown. Subscriptions of shares are only accepted on the basis of the most up to date legal offering documents. The legal offering documents (fund & share class specific Key Investor Information Document, prospectus, annual and semi-annual reports, articles and trustee deed) are available free of charge with your local Invesco representative or on our website [www.invescoeurope.com](http://www.invescoeurope.com).

© 2017 Morningstar. All rights reserved. The information contained herein: (1) is proprietary to Morningstar and/or its content providers; (2) may not be copied or distributed; and (3) is not warranted to be accurate, complete or timely. Neither Morningstar nor its content providers are responsible for any damages or losses arising from any use of this information.

---

# Invesco China Focus Equity Fund

## E-Acc Shares

31 December 2017

---

### Important Information

**Additional information for France:** Issued in France by Invesco Asset Management S.A., 16-18 rue de Londres, 75009 Paris, France.

**Additional information for Italy:** Issued in Italy by Invesco Asset Management SA, Sede Secondaria, Via Bocchetto 6, 20123 Milan, Italy. The fund is registered in Italy for professional investors only and not for public distribution.

**Additional information for Luxembourg:** Issued in Luxembourg by Invesco Asset Management SA, 16-18 rue de Londres, 75009 Paris, France.

**Additional information for the Netherlands:** Issued in the Netherlands by Invesco Asset Management S.A. Dutch Branch, Vinoly Building, Claude Debussylaan 26, 1082 MD Amsterdam, The Netherlands, [www.invesco.nl](http://www.invesco.nl).

**Additional information for Portugal:** Issued in Portugal by Invesco Asset Management S.A., 16-18 rue de Londres, 75009 Paris, France.

**Additional information for Spain:** Issued in Spain by Invesco Asset Management S.A., Sucursal en España, C/ Goya 6 - 3º, 28001 Madrid, Spain.

**Additional information for Switzerland:** Issued in Switzerland by Invesco Asset Management (Schweiz) AG, Talacker 34, CH-8001 Zurich, who acts as representative for the funds distributed in Switzerland. Paying agent for the funds distributed in Switzerland: BNP PARIBAS SECURITIES SERVICES, Paris, succursale de Zurich, Selnaustrasse 16, CH-8002 Zurich. The legal offering documents are available free of charge at our website and local language from the issuer of this document. The fund is domiciled in Luxembourg.